



Business Plan 2026–2028

**Strategic Innovation**

**Open Call**

**Guidance for Applicants**

EIT Urban Mobility - Mobility for more liveable urban spaces

EIT Urban Mobility

Barcelona | May 2026

[eiturbanmobility.eu](http://eiturbanmobility.eu)

# History of changes

Version	Publication Date	Change
1.0	02.07.2025	Initial version
1.1	03.09.2025	Link to NetSuite updated
1.2	12.09.2025	Clarification on supporting documents added
1.3	19.09.2025	Link to NetSuite corrected KPI year info added
2.0	24.10.2025	Cut-off date updated Supported Browsers added KPI year error removed Tip on clicking on submit to identify missing elements added.
2.1	22.01.2026	Section 2.1 updated with how to find the call in NetSuite
3.0	13.05.2026	NetSuite renamed to Programmes Portal throughout the document

Any updates to these Guidelines are identified in the table above. Amended versions of this document are published on the EIT Urban Mobility Call website.



## Contents

<b>1. Register and apply</b> .....	<b>4</b>
1.1 PIC and PIF registration .....	4
1.2 Search for open calls and apply .....	4
<b>2. Main Information</b> .....	<b>6</b>
<b>3. Partner Information</b> .....	<b>10</b>
<b>4. Project Scope</b> .....	<b>12</b>
<b>5. Work Plan</b> .....	<b>16</b>
5.1 Work Packages .....	16
5.2 Deliverables .....	17
5.3 Milestones .....	19
5.4 Key Performance Indicators (KPIs) .....	19
<b>6. Supporting Documents</b> .....	<b>22</b>
<b>7. Budget</b> .....	<b>23</b>
<b>8. Submit Application Form</b> .....	<b>25</b>
<b>9. Tips &amp; Tricks</b> .....	<b>28</b>

In case you encounter any issues at any time during the proposal submission stage, please reach out immediately to [pmo@eiturbanmobility.eu](mailto:pmo@eiturbanmobility.eu) indicating the issue and proposal ID number.

Please **DO NOT** use the Safari browser (and any other similar one). We recommend you only use Edge, Chrome or Firefox.

# 1. Register and apply

## 1.1 PIC and PIF registration

The first step one organisation must take, to be able to apply for an EIT Urban Mobility Call, is to register in the [EU Funding & Tender Portal](#) and obtain a **valid PIC number**.

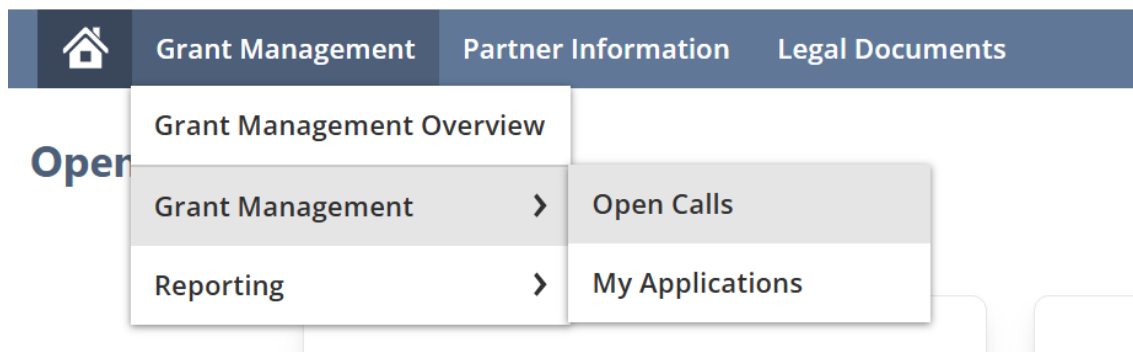
You can verify directly on the EU Portal whether your organisation is already registered and has a PIC: <https://ec.europa.eu/info/funding-tenders/opportunities/portal/screen/how-to-participate/participant-register-search>

Once an organisation has a PIC number, it will be possible to register in the [EIT Urban Mobility Programmes Portal \(NetSuite\)](#), by submitting the [Partner Information Form \(PIF\)](#).

If you have never registered in the Programmes Portal (NetSuite), please complete the Partner Information Form (PIF). If the system denies your registration because the PIC number corresponds to an already registered entity, or because your email address is associated with an existing entity, please contact [servicedesk@eiturbanmobility.eu](mailto:servicedesk@eiturbanmobility.eu).

## 1.2 Search for open calls and apply

Once you land on the **homepage of the portal**, go Grant Management, Grant Management, Open Calls:



You will see the list of all EIT Urban Mobility Calls currently open. Choose **Strategic Innovation Open Call Cut-off 3** from the list and click on the **“APPLY”** icon:

## Strategic Innovation Open Call Cut-off 3

The Strategic Innovation Open Call focuses on supporting ambitious, market-critical projects that tackle clearly defined problems faced by cities, public authorities, and mobility providers. The aim is to de-risk development and enable large-scale deployment by backing solutions with a clear path to market and the potential to scale across Europe.

[View details](#)

**Launching Date:** 12/02/2026

**Closing Date:** 18/06/2026

**Apply**

Once you click on “Apply” a new Application Form (AF) is created and you will be able to start filling it in with all the information of your project. The AF is divided into six different tabs, each containing a set of information.

**Co-funded by the European Union**

If you have any questions or require assistance, please reach out to PMO at [pmo@eiturbanmobility.eu](mailto:pmo@eiturbanmobility.eu)

NetSuite / **Customer Portal** / Call For Proposal Application

[SaveAsDraft](#) [Submit](#) [Print](#)

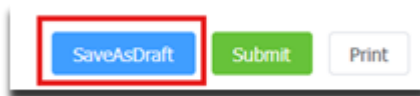
Application ID	Program Name	Program Opening Date	Program Closing Date	Status
To Be Generated	Strategic Innovation Open Call Cut-off 3	2026-02-12	2026-06-18	InProgress

Main Information Partner Information Project Scope WorkPlan Supporting Documents Budget

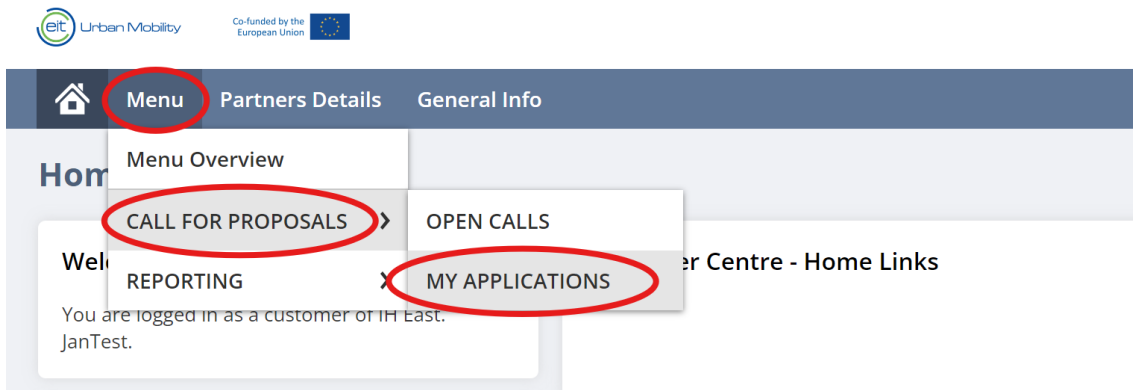
**Main Information**

ID proposal number

Once you start working on your AF, we recommend you to **save (SaveAsDraft) often**, especially when you move from one tab to another.



You will be able to find your draft application as shown below. In “My applications” section, you can also see if your application is still in draft or has been submitted.



## 2. Main Information

The ID proposal number is automatically assigned by the system when you first save your proposal.

First, you will have to indicate which Topic challenge, according to the Call Manual, you are applying for:

\* Primary Topic

Please refer to the Call Manual to identify the appropriate Topic and select it from the dropdown. You must choose at least one main topic, and if relevant, a secondary topic.

- Electrification and alternative fuels
- Mobility and health
- Mobility Data Management
- Public Transport
- Urban Logistics

In case your proposal is addressing two topics, a secondary topic can be selected – otherwise you can select “not selected”:

Secondary Topic

Please refer to the Call Manual to identify the appropriate Topic and select it from the dropdown. You must choose at least one main topic, and if relevant, a secondary topic.

- Not selected
- Electrification and alternative fuels
- Mobility and health
- Mobility Data Management
- Public Transport
- Urban Logistics

When entering the **project title and project acronym**, remember that this will be the official name publicly used to promote your project.

In the framework of the Strategic Innovation Open Call, projects should not be longer than **24 months** and must all end by December 31, 2028.

\* Project Title

Please enter a descriptive title of your project (max 140 characters)

 24 / 140

\* Project Acronym

Please enter a short title or acronym for your project (max 25 characters)

 3 / 25

\* Project starting date

Please enter the start of the project

\* Project ending date

Please enter the end date of your project

The sections “Total Budget (€)”, “EIT funding (€)” and “Own Co-Funding (€)” will be populated automatically by the system once you insert the budget.

When writing the **executive summary**, remember this must provide a comprehensive but general overview of the project and that, if your project is selected for funding, it will be used for dissemination purposes. We suggest you to fill in this section once you have completed all other sections and therefore have a clear overview of your project.

\* Executive summary (max 1000 characters)

Please describe the problem being addressed and why existing solutions do not address the need. Describe your proposed solution/product/service along with the value proposition and its market opportunity. Describe how and where you intend to validate the solution (demos) and the expected impact (short/medium/long term). This information should be accessible to the general public for dissemination. NB: This field should not contain jargon, acronyms, and confidential, or sensitive information(max 1000 characters)

\* List of Keywords Related to this Project

Please provide a minimum of three and a maximum of five keywords

\* Free Self-defined Keywords

please provide a minimum of three and a maximum of five keywords

Next, you will have to indicate how you heard about this call. You can select several options (scroll down to see all options). In case no option applies to you, you can select “Other” and write below how you heard about this call:

\* How did you hear about this call? (Please select one or more)

If you selected option 'Other', please specify

You must enter a **minimum of three and a maximum of five keywords** (to be selected from a drop-down menu) and a **minimum of three and a maximum of five Free Self-defined Keywords** (which you can therefore freely type). Make sure you select the keywords that best represent your project. You can type in a word to see available pre-defined keywords.

- Business and Innovation
- Business model innovation
- Competitiveness, innovation, research and developm
- Demand driven innovation
- Design innovation
- Digital Social Innovation
- Disruptive innovation
- Economics of innovation

---

To enter a **Free Self-defined Keyword**, click on “+ New Keyword”, type the word and press “enter” to save it.

\* List of Keywords Related to this Project

Please provide a minimum of three and a maximum of five keywords

Select

\* Free Self-defined Keywords

please provide a minimum of three and a maximum of five keywords

+ New Keyword

\* Free Self-defined Keywords

please provide a minimum of three and a maximum of five keywords

Lorem ipsum | 11 / 80

Before moving to the next tab, remember to click on the "SaveAsDraft" button.

# 3. Partner Information

The “**Project Leader (EN)**” is automatically assigned by the system, and it is the organisation of the contact that creates the Application Form.

The **e-mail of the main contact person** is also automatically populated and is always the e-mail address of the contact that created the Application Form.

Main Information **Partner Information** Project Scope WorkPlan Supporting Documents Budget

**Partner Information**

\* Project Leader (EN)

Please indicate the Lead Partner organisation for the proposal. This person will create, edit and submit the proposal. If your organisation is a partner or an Affiliated entity registered in PLAZA but is not visible in the dropdown list, please contact servicedesk@eiturbanmobility.eu



CUS6853 JanTest

\* Project Leader main contact person e-mail

This is the Project Leader's e-mail address as provided in the system at the time of the first registration.

In the section “**Partners involved in the project (EN)**”, you must list all partners that will be involved in the project (if applicable) and describe which will be their **role and contribution**.

The project leader is automatically included by the system in the list. All other partners must be added by clicking on the “plus” button.

Partner (Input the PIC number)	Partner description	Action
CUS6853 JanTest		
		

Once you click on the “plus” button, you must enter the **full PIC number of that specific partner**. Once you enter the full PIC, you will be able to select the organisation from the drop-down menu and include it as a partner.

If the organization you are looking for is not found in the list, please invite them to [register here](#).

Once you have added all partners, you must indicate if there is any **direct link** between any of them. If there is a direct link, you must indicate which partners are linked and which type of link they have.

*Two participants (legal entities) are dependent on each other where there is a controlling relationship between them:*

- A legal entity is under the same direct or indirect control as another legal entity; or
- A legal entity directly or indirectly controls another legal entity; or
- A legal entity is directly or indirectly controlled by another legal entity.

Control: Legal entity A controls legal entity B if:

- A, directly or indirectly, holds more than 50% of the nominal value of the issued share capital or a majority of the voting rights of the shareholders or associates of B, or
- A, directly or indirectly, holds in fact or in law the decision-making powers in B.

The following relationships between legal entities shall not in themselves be deemed to constitute controlling relationships:

- the same public investment corporation, institutional investor or venture-capital company has a direct or indirect holding of more than 50 % of the nominal value of the issued share capital or a majority of voting rights of the shareholders or associates;
- the legal entities concerned are owned or supervised by the same public body.

\* Existence of direct links between participants in the current proposal

Two participants (legal entities) are dependent on each other where there is a controlling relationship between them: \* A legal entity is under the same direct or indirect control as another legal entity; or \* A legal entity directly or indirectly controls another legal entity; or \* A legal entity is directly or indirectly controlled by another legal entity. Control: Legal entity A controls legal entity B if: \* A, directly or indirectly, holds more than 50% of the nominal value of the issued share capital or a majority of the voting rights of the shareholders or associates of B, or \* A, directly or indirectly, holds in fact or in law the decision-making powers in B. The following relationships between legal entities shall not in themselves be deemed to constitute controlling relationships: (a) the same public investment corporation, institutional investor or venture-capital company has a direct or indirect holding of more than 50 % of the nominal value of the issued share capital or a majority of voting rights of the shareholders or associates; (b) the legal entities concerned are owned or supervised by the same public body

No  Yes

\* Description of participants with direct link

0 / 1000



Under the section “Co-Editor”, you can also add any contact to whom you wish to grant **co-editor rights**. To add a contact, you must introduce the full and correct e-mail address. At that point, you will be able to select the contact from the drop-down menu.

If you cannot find your contact in the drop-down menu, you must ask the contact to register in the Programmes Portal (NetSuite) or to be added as the contact person of an organisation already registered in the system.

If you click on the “+” button to add a contact but you cannot find the user, remember to click on the delete button otherwise the system will give you an error message when clicking on “save”.

Co-Editor

If a co-editor is selected, they have full access to your proposal. Please ensure that the consortia agree on the content of the proposal before making the submission.

Contact (Please input the email address of the Co-Editor)	Action
<input type="text" value="elisa.kerschbaumer@eiturbanmobility.eu"/>	
CUS3810 CFP Customer A: Elisa	

We suggest granting co-editor rights only to a limited number of people and only when their direct contribution in filling in the Application Form is needed.

If you have one or more co-editors assigned to your proposal, make sure no more than one user is working on the AF at the time. If more users are working simultaneously in the AF, the system will not be able to save the work of all users, and this will cause a loss of information.

**IMPORTANT:** Only the creator of the Application Form can **SUBMIT** the proposal.

Before moving to the next tab, remember to **click on the “SaveAsDraft” button**.

## 4. Project Scope

For this whole section, we recommend you prepare the answers offline and copy-paste them in the Application Form only once they are finalised. When filling in the final information in the system, we recommend you to **save often** (do not wait to have the whole tab completed before saving).

Remember that you are **not allowed to include any URLs** in your Application Form.

Under the project scope tab, you will be asked to define the **scope and objectives** and the **framework and collaboration approach** of your project:

Main Information
Partner Information
Project Scope
WorkPlan
Supporting Documents
Budget

**\* Project scope and objectives**

How does your project align with EIT Urban Mobility mission? Explain how your proposal aligns with the scope of the topic selected, in line with Section 3.2 of the Call Manual. Describe how the proposed project brings value to EIT Urban Mobility existing portfolio and does not duplicate solutions previously funded.

0 / 2000

**\* Project framework and collaboration approach**

Describe the proposed project framework, in line with Section 3.1 of the Call Manual. Describe the level of collaboration between project partners and how it integrates the knowledge triangle (education, research and businesses) in combination with cities.

0 / 1000

You will then be required to reply to all the call-specific questions, in particular:

- **Problem/market opportunity:** What pressing urban mobility challenge does your project address? What evidence do you have of an unmet need or problem urgency? Include any relevant market analysis.
- **The innovation - Description of the proposed solutions, products or services:** Describe the core solution(s) (product, service, or business model). What make the solution(s) innovative or superior to current alternatives? Name at least 3 competitors for each solution. How do the proposed solution(s) provide a unique competitive advantage?
- **Maturity and market readiness:** What is the current maturity of the solution(s)? Outline your strategy to reach commercial deployment by the end of the project. For each solution, highlight any requirements related to standardisation, homologation, or certification if applicable.

- **Intellectual Property:** For each proposed solution, describe the current IP strategy, including any measures and actions already taken or planned to be taken during the project implementation to protect the innovations and to exploit the core IP rights. For further details on the key elements of a sound IP strategy check the IP strategy checklist available on the Call website. Refer to any Freedom to Operate study attached as part of this submission (recommended).
- **Gender and diversity:** How does your project consider inclusivity in the solution(s) design, testing and deployment? How does your project address the needs of diverse users (e.g. gender, age, ability, socio-economic background)?
- **Market and user uptake:** Who are the target users, paying customers or adopters? What evidence of customer's commitment or engagement (e.g. Lols, procurement plans) do you have? How will you ensure uptake beyond the project duration?
- **Business model:** Describe the value proposition, revenue model, and go-to-market approach for each proposed solution. How will the proposed business model(s) support the scalability of the solution(s)?
- **Scalability and replication:** How can your solution(s) be scaled or replicated in other cities or contexts? What are the enablers/barriers to widespread adoption? Include details of the scalability plans for each demonstration site, with procurement routes, if applicable.
- **Broad impacts:** Describe the project's expected positive impacts on society, the environment, or public health. Include clear impact metrics and targets. How does the project support EU policy goals and job creation in Europe? What UN Sustainable Development Goals is your proposal supporting.
- **Project budget and duration:** How does the proposed budget and project duration align with the ambition, scope, and complexity of the project? Explain any cost-efficiency included in the budget (e.g. resource allocation, leveraging of existing assets). Explain the financial commitment to this project via co-funding or in-kind contributions.
- **Consortium composition:** Describe the proposed consortium team. How does the consortium composition support the project success and, importantly, the future commercialisation of the develop solution(s)?

Under **Gender dimension in consortium composition**, please indicate the percentage of women in these roles. Only numbers between 0 to 100 can be added.

\* Percentage of women in consortium team (0-100)

\* Percentage of women in decision-making roles within the consortium (0-100)

That includes executive roles, e.g., CEO, Directors, project coordinators, team or department leads, board members, and other roles with significant influence over key decisions.

Under the **risk management** section, we ask you to outline the risks potentially related to your project. To add a risk, click on the “add new” button.

Risk Management and Contingency Plan

Please identify relevant risks and describe adequate mitigation measures.

Risk Category	Title	Risk Likelihood	Risk Impact	Description	Mitigation	Action
						<a href="#">+ Add New</a>

You will be asked to choose the risk category, as well as the risk likelihood, from a drop-down menu:

Risk Management and Contingency Plan

Please identify relevant risks and describe adequate mitigation measures.

\* Risk Category

OTHER

- EXTERNAL (e.g. technological, business)
- STRATEGIC
- OPERATIONAL
- LEGAL
- FINANCIAL
- GOVERNANCE & MANAGEMENT
- OTHER

\* Risk Mitigation

[Save](#) [Cancel](#)

Risk Management and Contingency Plan

Please identify relevant risks and describe adequate mitigation measures.

\* Risk Category

OTHER

\* Title

\* Risk Likelihood

Select

- Very Low
- Low
- Moderate
- High
- Very High

\* Risk Mitigation

[Save](#) [Cancel](#)

Under the **financial sustainability** section, you will be able to add your preferred financial sustainability mechanism (FSM) for the commercial partner. Please refer to the financial sustainability guidelines published on the Call website to understand the differences between the available options.

To add the FSM for the commercial partner, press **+Add new partner:**

\* **Financial Sustainability**

Please complete the table below for each commercial partner included in the consortium. If the preferred FSM is the creation of a startup, then identify here the main partner responsible for the creation of the startup/spin-off.

Responsible partner	VAT Number	Number of Employees (in payroll)	Preferred FSM type	Action
				<a href="#">+ Add New</a>

You will be asked to choose the responsible partner, indicate their VAT number, number of employees (in payroll), the preferred FSM and a justification for it, as well as to identify the project results which will be commercialised by this commercial partner. Furthermore, you will need to indicate the country of incorporation and customer profile:

Commercial Partner
✕

\* Responsible partner

\* VAT Number

\* Number of Employees (in payroll)

\* Preferred FSM type

\* Justify your preferred FSM option

\* Description of the solution to be commercialized

\* Country of incorporation

What is your ideal customer ( type of entity, size, market, average ticket size, etc); what is the role of your main point of contact/decision maker in your ideal customer?

\* Customer profile

Depending on the chosen FSM type, additional questions will need to be answered.

If there is more than 1 Commercial partner, please add any row as any commercial partner in the consortium.

At the end of the Project Scope tab, you will find the **ethics and security** section.

**Ethics and Security**

Please select from the list any ethics of security area your project may have an impact on

\* Is the Project incurring any Ethic or Security issues?  
 NO  YES

\* If yes, Please Select Ethic and/or security issues

\* Please explain Ethic and/or security issues

If there are any ethics and security issues related to your project, please indicate which they are by selecting them from the drop-down menu (multiple selections are possible) and describe each of the categories you have selected:

- 1. Human Embryonic Stem Cells and Human Embryos
- 2. Humans
- 3. Human cells/tissues (not covered by element 1)
- 4. Personal data
- 5. Animals
- 6. Non-EU countries
- 7. Environment & Health and Safety
- 8. Artificial Intelligence

Before moving to the next tab, remember to click on the **“SaveAsDraft”** button.

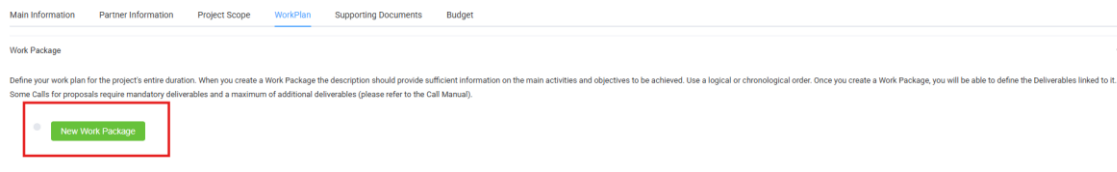
# 5. Work Plan

## 5.1 Work Packages

Under this tab, you are asked to build and define the operational structure of your project. You must therefore divide your planned activities into different **Work Packages (WPs)**. A WP is a component of the project work breakdown. It represents a group of project activities targeting common specific objectives. **You have to create WPs before adding the related deliverables.**

**When describing the WPs' activities, you are requested to divide them according to tasks.**

The creation of the WPs structure must be done before starting to work on the Budget tab: the WPs will in fact appear in the Budget tab, only after you have created in the WPs in the Work Plan tab. Following this same logic, once you remove a WP in the Work Plan tab, the related WP will disappear also from the Budget tab.



Once you click on “New Work Package” a new window will appear where you can insert the details of the work package. The WPs will be **automatically numbered** by the system: **do not include the WP number in the WP name**, and make sure you give them a name that clearly reflects the type of activities covered. Example: Project Management

The start and end dates of the WPs cannot be earlier/later than the start and end dates of the overall project.

Remember that the WP leader **must** also be included under the “WP Contributor/s”. **The WP will, in fact be created in the Budget tab, only for the partners that are listed as WP contributors under that specific WP.** In case you do not foresee a budget for the partner in a specific WP, make sure to not add them as contributing partner and/or remove them as contributing partner.

Work Package

\* WP name

\* WP description

\* WP Start Date

\* WP End Date

\* WP Leader

*Please include the wp leader in WP contributors List.*

\* WP Contributor/s

*Describe the role and contribution of all the partners to the WP*

\* Role of Partners

If you delete a WP, all deliverables linked to it will be deleted too. By deleting a WP, the system will automatically renumber the other existing ones (if any).

## 5.2 Deliverables

Once you save a WP, it will be possible to link deliverables to it. To do so, simply click on “add deliverable” and a pop-up window will open:

WP-1

✕ ✕

<p><b>Description</b></p> <p>Lorem ipsum dolor sit amet, consectetur adipiscing elit, sed do eiusmod tempor incididunt ut labore et dolore magna aliqua. Ut enim ad minim veniam, quis nostrud exercitation ullamco laboris nisi ut aliquip ex ea commodo consequat. Duis aute irure dolor in reprehenderit in voluptate velit esse cillum dolore eu fugiat nulla pariatur. Excepteur sint occaecat cupidatat non proident, sunt in culpa qui officia deserunt mollit anim id est laborum.</p> <p><b>WP end date</b></p> <p>2025-12-31</p> <p><b>WP contributor/s</b></p> <p><span style="background-color: #e0ffe0; padding: 2px;">CUS7259 TEST EK #1</span></p>	<p><b>WP start date</b></p> <p>2024-09-01</p> <p><b>WP leader</b></p> <p><span style="background-color: #e0ffe0; padding: 2px;">CUS7259 TEST EK #1</span></p> <p><b>Role of partners</b></p> <p>Lorem ipsum dolor sit amet, consectetur adipiscing elit, sed do eiusmod tempor incididunt ut labore et dolore magna aliqua. Ut enim ad minim veniam, quis nostrud exercitation ullamco laboris nisi ut aliquip ex ea commodo consequat. Duis aute irure dolor in reprehenderit in voluptate velit esse cillum dolore eu fugiat nulla pariatur. Excepteur sint occaecat cupidatat non proident, sunt in culpa qui officia deserunt mollit anim id est laborum.</p>
---	---

Add Deliverable

**Deliverables**

**i** Please enter the deliverables of your project. Some Calls for proposals require mandatory deliverables and a maximum of additional deliverables (please refer to the Call Manual).

\* DEL name

\* DEL description

\* DEL achievement date

The deliverables will be automatically numbered by the system: do not include the deliverable number in the title, and make sure you give them a name that clearly reflects the type of activities covered. *Example: Summary of results Community building 2025.*

If you delete a deliverable, all deliverables linked to it will be deleted too. By deleting a deliverable, the system will automatically re-number the other existing ones (if any).

If your project is approved for funding, you will be asked to justify in a dedicated report the achievement of each deliverables foreseen: make therefore sure you only include meaningful deliverables and that the achievement date you indicate is plausible.

**Deliverables** capture the achievement of key outputs and may take the form of analysis reports, feasibility studies, strategy documents, pilot action reports, training documentations. The deliverables specified need to fully demonstrate the project’s achievements and the judicious use of public funds.

**IMPORTANT:** As indicated in the Call Manual, **each proposal must include the mandatory deliverables per year** to be delivered at specified moments of the project. Find below an example:

Deliverable	Description	Delivery Date
Technical sheet	A technical sheet specifying the functional and technical requirements of the solution. These should be derived from the scope and objectives of the project.	Maximum 2 months after the project start
Product plan	If applicable, a product plan for each marketed innovation (related to KPI EITHE02.4) to be developed within the project.	Maximum 4 months after the project start

Business plan	If applicable, a business plan for each startup to be created (related to KPI EITHE04.4).	Maximum 4 months after the project start
Impact methodology and baseline assessment	Impact methodology and baseline assessment for the project.	Maximum 6 months after the project start
Intellectual Property (IP) strategy	An Intellectual Property (IP) strategy for the project.	Maximum 6 months after the project start
Demonstration report	A demonstration report covering all demonstrations held during the project implementation.	One month after the completion of the demonstrations
Impact report	An impact report based on the initial methodology and baseline assessment.	At the end of the project
Final dissemination report	A final dissemination report including relevant best practices for the EIT Urban Mobility Marketplace and a short video showcasing the solution/s developed and the pilots implemented.	At the end of the project

If applicable, additional deliverables

### 5.3 Milestones

**Milestones** are control points to chart the progress of a project implementation. They may correspond to the completion of a key deliverable that allows the next phase of work to begin.

### 5.4 Key Performance Indicators (KPIs)

Under the Section KPI, you will be able to add the KPIs for your project. Click on “+Add New” to add the relevant information for the applicable KPI. Please refer to the Call Manual to understand which KPI you have to add:

All submitted proposals must include **at least one of the following EIT KPIs** with a minimum target of 1 to be achieved by the end of the project.

- EITHE02.4 (Marketed Innovation) minimum expected target: 1

- EITHE04.4 (Startup created of/for innovation) minimum expected target: 1

KPI/PFT

Please select the KPIs/PFTs most closely applicable to your activity in line with the Call requirements (including mandatory elements, if any) and enter target values. The assessment of KPIs/PFTs is done annually and reporting documentation will be required based on your selection. A good alignment with KPIs/PFTs contributes to effective evaluation and monitoring of the impact of your proposal. Make sure you commit to achievable and relevant KPIs/PFTs.

Please create the major KPIs/PFTs to be achieved within the duration of your project, in line with the defined work plan. Please refer to the Call Manual to know which mandatory KPIs/PFTs apply to this specific call.

KPI Code	KPI Title	KPI Description	Target Value 2025	Target Value 2026	Target Value 2027	Target Value 2028	KPI achievement date	Responsible partner	Contributing partner/s	Action
										<a href="#">Add New</a>

KPI code	KPI description
EITHE02.4	Marketed innovations (EIT core) <sup>1</sup>
EITHE04.4	Startup created of/for innovation (EIT core)

In addition to the mandatory KPIs, proposals are expected to contribute to other KPIs. This will be positively assessed during the evaluation, in particular contributions to KPI EITHE04.4 Startup created.

KPI Code	KPI description
EITHE01.1	Intellectual property rights
KSN02	Demonstrations/pilots/living labs within a project that actively involve citizens and/or local associations (EIT Urban Mobility specific)

<sup>1</sup> For the purpose of assessing the achievement of this KPI, entities that are considered affiliated entities of the product owner/startup shall not be considered as customers. Affiliated entities are entities with a (usually legal or capital) link to a beneficiary. 'Link to the beneficiaries' means in particular a legal or capital link. This covers:

- permanent legal structures (e.g. the relationship between an association and its members)
- contractual cooperation (e.g. an existing collaboration agreement for activities in a field relevant to the action;)
- capital link, i.e.
  - direct or indirect control of the beneficiary
  - under the same direct or indirect control as the beneficiary or
  - directly or indirectly controlling the beneficiary.

Moreover, it covers not only the case of parent companies or holdings and their daughter companies or subsidiaries and vice-versa, but also the case of affiliates between themselves (e.g. entities controlled by the same entity).

KSN03	# Public realm improvements
KONHE03.2	# City engagements in projects
KONHE06	# Outreach events in EIT RIS countries
KONHE31	Tested Engineering Innovation

For each KPI added, you will have to select the Code (see available codes above) and add the following information:

### KPIs



KPI Description

\* Explanation

\* KPI Year

\* Target Value

\* KPI achievement date

\* Responsible partner

\* Contributing partner

Before moving to the next tab, remember to **click on the “save” button.**

# 6. Supporting Documents

Under this tab, we ask you to upload, as **mandatory documents**, the following documentation:

- Pitch deck (PDF or PPT format) (template available on the Call webpage)
- Latest deposited annual report and latest available profit & loss statement and balance sheet (or other/additional documentation that helps assess a company’s financial standing) from for ALL organisations in the consortium identified as a commercial partner

In addition, you can also add the following optional documents/information:

- Letter of commitment/support (if applicable)
- Freedom to operate study (recommended),
- A link to a one-minute video demonstrating the current technological maturity of the solution (recommended).

**IMPORTANT:** The document uploaded to the application form must be in **English** and **not exceed 10 MB**. Documents that exceed this size limit will not be saved.

You can upload **one document per line only**: make therefore sure you merge the financial data from ALL commercial partners in **one single PDF**. In case the financial data is not available in English, please add a short summary in English at the beginning.

**Supporting Documents**

*i* Upload in PDF or Excel (max. 10 MB per document)

Name	Documents Uploaded	Upload
<p><b>* Pitch deck</b></p> <p>Please use template published on the Call webpage</p>		<a href="#">Choose file</a>
<p><b>* Financial data - Commercial partner</b></p> <p>Please upload one single document that compiles all relevant financial data from ALL organisations in the consortium identified as a commercial partner. Financial data should include the latest deposited annual report, and the latest available profit &amp; loss statement and balance sheet (or other/additional documentation that helps assess a company’s financial standing) from ALL organisations.</p>		<a href="#">Choose file</a>
<p><b>Freedom to Operate studies (recommended)</b></p>		<a href="#">Choose file</a>
<p><b>Letter of commitment or other (if applicable)</b></p>		<a href="#">Choose file</a>
<p><b>Link to video (starting https://)</b></p> <p>It is recommended to include a link to a one-minute video demonstrating the current technological maturity of the proposed solution(s)</p>		<input type="text"/>

© 2024 EIT Urban Mobility®

If you need to replace with a new version a document previously uploaded, simply click on “choose file” an upload the new document (which will automatically replace the one previously uploaded).

Please make sure you use the **proper templates when available**.

Before moving to the next tab, remember to **click on the “SaveAsDraft” button**, otherwise the upload will not be executed.

# 7. Budget

The Budget table is structured according to Work Packages (WPs) – and WPs appear in the Budget tab as soon as they are created in the Work Plan tab. This means that, **deleting a WP under Work Plan will automatically delete that specific WP under the Budget tab as well.**

For this reason, we highly recommend you to fill in the Budget tab only once the Work Plan has been finalised and you don't expect to make any additional changes to the WPs' structure.

At the top of the Budget tab you will find the summary table: this table will be automatically populated as soon as you start to include figures in the budget table of each partner organisation.

By clicking on the title "Total budget project" you can hide/unhide this table.

TOTAL BUDGET PROJECT				
Budget Summary	WP-1	WP-2	WP-3	Total
A.1 EMPLOYEES (OR EQUIVALENT)	€ 0	€ 0	€ 0	€ 0
A.2 NATURAL PERSONS UNDER DIRECT CONTRACT	€ 0	€ 0	€ 0	€ 0
A.3 SECONDED PERSONS	€ 0	€ 0	€ 0	€ 0
A.4 SME OWNERS	€ 0	€ 0	€ 0	€ 0
B SUBCONTRACTING	€ 0	€ 0	€ 0	€ 0
C.1 TRAVEL AND SUBSISTENCE	€ 0	€ 0	€ 0	€ 0
C.2 EQUIPMENT	€ 0	€ 0	€ 0	€ 0
C.3 OTHER GOODS, WORKS AND SERVICES	€ 0	€ 0	€ 0	€ 0
D.1a FINANCIAL SUPPORT TO THIRD PARTIES (SUBGRANTS)	€ 0	€ 0	€ 0	€ 0
D.1b FINANCIAL SUPPORT TO THIRD PARTIES (PRIZES)	€ 0	€ 0	€ 0	€ 0
D.2 INTERNALLY INVOICED GOODS AND SERVICES	€ 0	€ 0	€ 0	€ 0
E. INDIRECT COSTS(25% on A-and C.cost)	€ 0	€ 0	€ 0	€ 0
G. LUMP SUM	€ 0	€ 0	€ 0	€ 0
Total	€ 0	€ 0	€ 0	€ 0
EIT funding Amount	€ 0	€ 0	€ 0	€ 0
Partner Own Funding Amount	€ 0	€ 0	€ 0	€ 0
Other Co-Funding Amount	€ 0	€ 0	€ 0	€ 0

Right under the total budget table, you will find one table per each one of the partners involved into the project. For each of them, only the Work Packages where they have been included as “contributor” will appear.

**IMPORTANT:** Each Work Package for each partner must include a budget. If a partner does not have a budget in a Work Package, they must be removed as contributing partner.

The budget is divided according to the cost categories foreseen by the Horizon Europe Programme. You will be able to fill in all the cells which appear white.

Each time you introduce a cost under a cost category, you must provide a brief explanation of which costs will be covered. Some examples:

- 3.000 Euro under other goods and services “2.000 Euro for the catering and venue of event X; 1.000 Euro for the fee of a professional trainer.
- 5.000 Euro under travel “cost for the trip of two persons for each of the two project’s events X and Y”.
- 60.000 Euro under employee “10.000 Euro for 0.5 Full Time Employees for the activities linked to Task X of WP X; 50.000 Euro per 3 Full Time Employees for the activities linked to Task X of WP X.

**Partner Budget Section**

BUDGET PARTNER: CUS7259 TEST EK #1	WP-1	WP-2	Total	Description
A.1 EMPLOYEES (OR EQUIVALENT)	€ 10000	€ 30000	€ 60000	Sed ut perspiciatis unde om
A.2 NATURAL PERSONS UNDER DIRECT CONTRACT	€	€ 5000	€ 5000	Lorem ipsum dolor sit amet
A.3 SECONDED PERSONS	€	€	€ 0	
A.4 SME OWNERS	€	€	€ 0	
B SUBCONTRACTING	€ 10000	€	€ 10000	Lorem ipsum dolor sit amet
C.1 TRAVEL AND SUBSISTENCE	€	€	€ 0	
C.2 EQUIPMENT	€	€	€ 0	
C.3 OTHER GOODS, WORKS AND SERVICES	€	€ 3000	€ 3000	Lorem ipsum dolor sit amet
D.1a FINANCIAL SUPPORT TO THIRD PARTIES (SUBGRANTS)	€	€	€ 0	
D.1b FINANCIAL SUPPORT TO THIRD PARTIES (PRIZES)	€	€	€	
D.2 INTERNALLY INVOICED GOODS AND SERVICES	€	€	€ 0	
E. INDIRECT COSTS (25% on A and C cost categories)	€ 2500	€ 14500	€ 17000	
G. LUMPSUM	€	€	€ 0	
<b>Total Cost</b>	€ 22500	€ 72500	€ 95000	
EIT funding (%)			% 100	
Partner Own Funding Rate(%)			% 0	
Other Co-Funding Rate(%)			% 0	
EIT Funding Amount			€ 95000	
Partner Own Funding Amount			€ 0	
Other Co-Funding Amount			€ 0	
Type of Co-funding			Select	

You must also indicate the **percentage of EIT funding** (the part of the costs which will be covered by EIT) and the percentages of potential own and co-fundings.

**Own funding** will be the costs covered by the partner directly; while **co-funding** will be costs covered by a third party. If any co-funding is foreseen, you must indicate **who is covering** it by adding the co-funding % in the corresponding line:

Partner Own Funding Rate(%)	<input type="text"/>
Other Co-Funding Rate - National and Regional	<input type="text"/>
Other Co-Funding - EU non-EIT Rate	<input type="text"/>
Other Co-Funding - Other Rate	<input type="text"/>
Other Co-funding Rate - Private	<input type="text"/>

You must repeat this process for each partner.

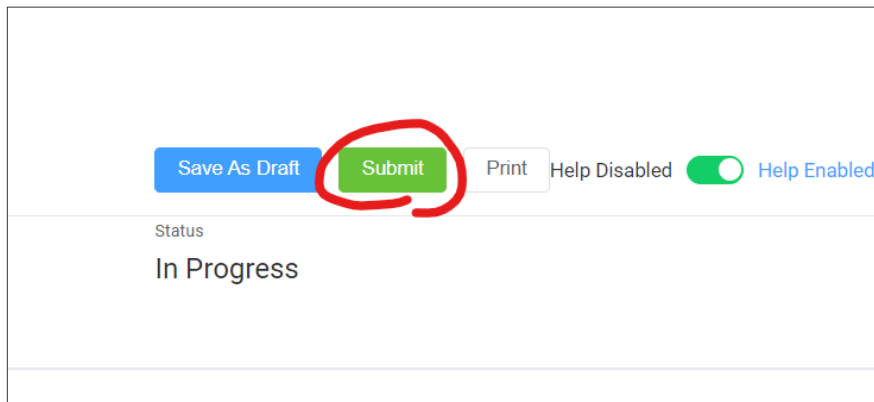
Before moving to the next tab, remember to **click on the “SaveAsDraft” button**.

## 8. Submit Application Form

We strongly recommend all applicants **not to wait the last day/minute to submit the Application Form**.

You should ideally **submit it with at least one day of margin**: should you encounter any system error while submit the AF, EIT Urban Mobility staff will in fact be able to properly assist you.

When your Application Form is correctly and fully completed, **save it one last time** and you can then **submit** it by clicking the “submit” button:

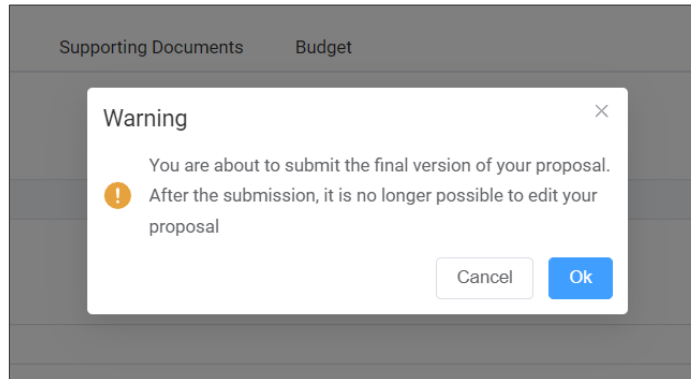


The screenshot shows a user interface for submitting an application form. At the top, there are four buttons: 'Save As Draft' (blue), 'Submit' (green, circled in red), 'Print' (white), and 'Help Disabled' (white). To the right of the 'Print' button is a toggle switch labeled 'Help Enabled' (green). Below the buttons, the status is displayed as 'In Progress'.

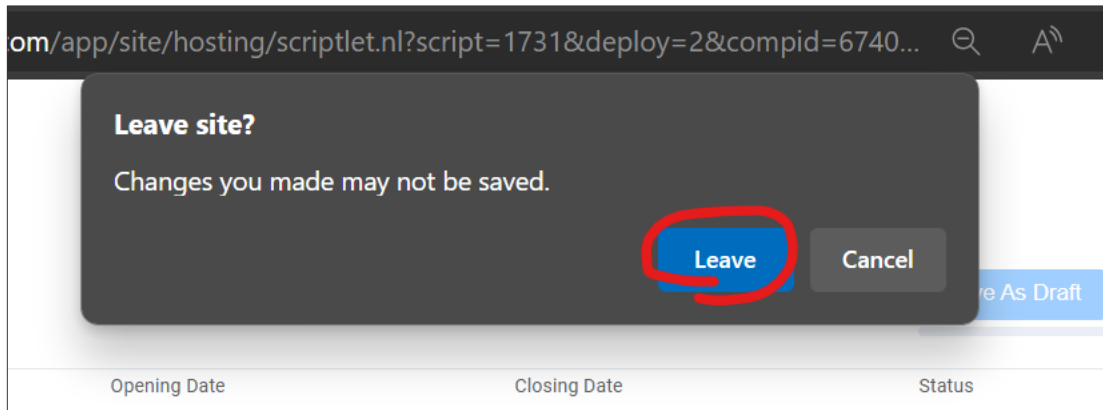
If your Application Form has been not properly completed – i.e. some mandatory information have not been included – the system will not allow you to submit the AF and an error message will inform you about what is missing. **It is therefore recommended to attempt a submission by clicking on submit even if your proposal is not yet complete.** This will help identify any missing elements. You can cancel the submission process at any time — just make sure to save your work as a draft beforehand.

**IMPORTANT:** Once an Application Form is submitted it will not be possible to revert the process any longer, nor to submit a new updated version. Make therefore sure that you **submit the AF only once you are sure that the information introduced are final.**

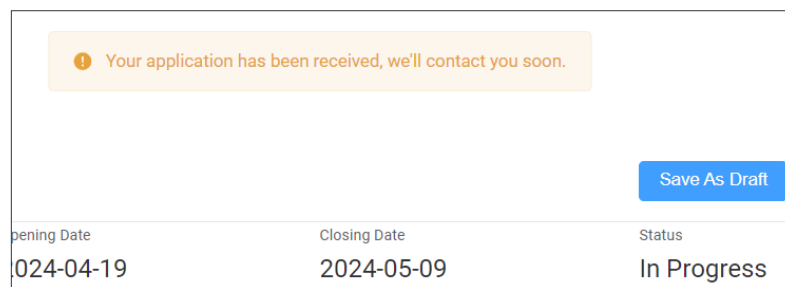
After clicking “submit” a pop-up message will ask you to confirm or cancel your choice:



Once you click on OK, the browser will ask you to confirm if you want to leave the page or not: remember to click on "leave".



Once your proposal is submitted, the following message will appear, and your application will no longer be editable.





The screenshot shows a web application interface. At the top left, there is a logo for 'eit Urban Mobility' and a European Union flag with the text 'Co-funded by the European Union'. Below this, a red error message reads: 'Permission Violation: You are not allowed to edit this CFP Application'. The breadcrumb navigation shows 'NetSuite / Customer Portal / Call For Proposal Application'. On the right side, there are controls for 'Print', 'Help Disabled', and 'Help Enabled' (which is currently turned on). Below the navigation and controls, a table header is visible with columns for 'CFP ID', 'Program Name', 'Opening Date', 'Closing Date', and 'Status'.

By going into the section “My applications” you will however be able to see the status of your application and therefore see if it was properly submitted.

## 9. Tips & Tricks

Please find here below a recap of the **main points of attention** to follow in order to guarantee a smooth application process:

- Start creating and filling in the Application Form **at least 3 or 4 weeks before the submission deadline**: in this way you can familiarise yourself with the Application Form and can **let us know in due time if you are encountering any technical issues** by writing an e-mail to [pmo@eiturbanmobility.eu](mailto:pmo@eiturbanmobility.eu).
- **Do not include any external links (URLs)** in the Application Form, unless it's for the optional video link.
- For tabs like the "Project Scope" one: prepare your descriptions in an **offline document using the available application form on the Call website**, and copy and paste the text in the online Application Form only once final.
- If you have **co-editors**, remember that only **one user** at the time should work on the Application Form.
- The **Budget tab** should be one of the **last tabs to be filled in** since the structure is directly linked to the Work Plan structure. The budget will only be available once you created the Work Packages
- When you prepare the **description of the Work Packages (WP)**, remember to describe the actions according to **tasks** for 2025 (i.e. each WP should have Task 1, 2, 3...).
- **Save often**: in this way you can make sure no information will get lost (if you stop working on the Application Form for some time, the system will log you out automatically without saving).
- **Do not wait the last day/minute to submit the Application Form**: should you encounter any system error while submit the AF, EIT Urban Mobility staff will in fact not be able to properly assist you.