



Student Entrepreneur Grant Scheme (SEGS) Open Call

Guidelines for applicants

EIT Urban Mobility - Mobility for more liveable urban spaces

Business Plan 2026–2028

EIT Urban Mobility

Barcelona | 30 March 2026

eiturbanmobility.eu

History of changes

Version	Publication Date	Change
1.0	30/03/2026	Initial version

Contents

1. Proposal submission process	1
2. How to get a PIC number for natural persons.....	2
3. Create an application	8
3.1. Main Information	9
3.2. Project Scope	9
3.3.3 Supporting Documents	10
4. Submit your proposal.....	11

1. Proposal submission process

Before starting to draft a proposal, **the main applicant** must follow the following steps:

Step 1: Obtain a Participant Identification Code (PIC)

All applicants submitting to this Call must register themselves as **natural persons** in the [EU Funding & Tenders Opportunities Portal](#) to obtain a valid **nine-digit PIC number** (See [section 2 How to get a PIC number for natural persons](#)).

If the applicant already has a PIC, no new registration is required.

If you do not know if you already have a PIC number, you can verify directly on the EU Portal (click [here](#)).

Step 2: Register or access the EIT Urban Mobility Programmes Portal (NetSuite)

- If you are already registered in the EIT Urban Mobility [Programmes Portal \(NetSuite\)](#), please log in by going to step 3.
- If you have never registered in the system, please go to the [Programmes Portal \(NetSuite\)](#) and click on “Register”. Then select **Option 1: “I am an organisation/individual or an existing EITUM Academy student applying for EITM Calls”** and complete the **Partner Information Form (PIF)** with the required details.

If the system denies your registration because the PIC number corresponds to an already registered entity, or because your email address is associated with an existing entity, please contact servicedesk@eiturbanmobility.eu.

Step 3: Submit the application in NetSuite

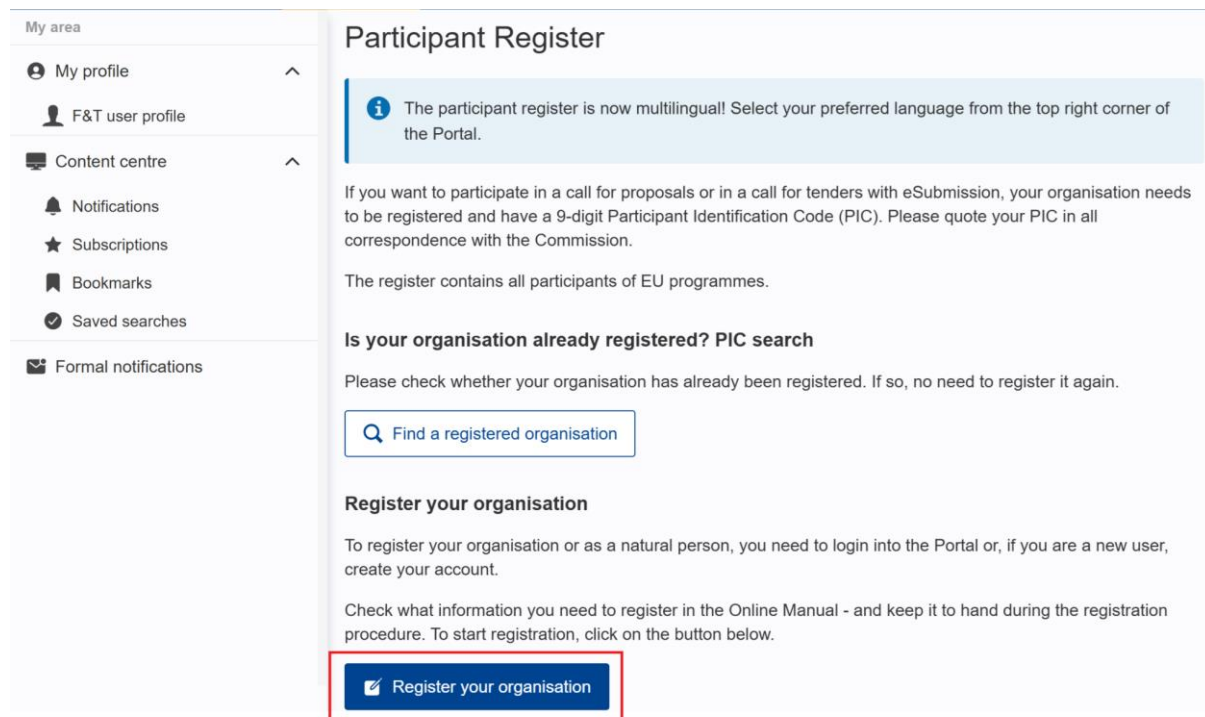
Once registered and logged in, applicants must:

1. Access the EIT Urban Mobility **NetSuite** platform.
2. Navigate to: *>Grant Management >Grant Management > Open Calls*.
3. Select the call **Student Entrepreneur Grant Scheme (SEGS)**
4. Complete all mandatory fields of the online **application form**.

5. Upload all required documents according to their stage of entry:
 - Pitch deck in PDF format
 - Video pitch (maximum 5 minutes)
 - Proof of enrolment or graduation (EIT Labelled programme, within the last two years).
 - Legal incorporation documents (only for applicants entering directly at Stage 2).
6. Submit the complete proposal **before the relevant cutoff date** indicated in Section 2.

2. How to get a PIC number for natural persons

Go to the [Participant Register](#)



Participant Register

i The participant register is now multilingual! Select your preferred language from the top right corner of the Portal.

If you want to participate in a call for proposals or in a call for tenders with eSubmission, your organisation needs to be registered and have a 9-digit Participant Identification Code (PIC). Please quote your PIC in all correspondence with the Commission.

The register contains all participants of EU programmes.

Is your organisation already registered? PIC search

Please check whether your organisation has already been registered. If so, no need to register it again.


Register your organisation


To register your organisation or as a natural person, you need to login into the Portal or, if you are a new user, create your account.

Check what information you need to register in the Online Manual - and keep it to hand during the registration procedure. To start registration, click on the button below.

Identification

Legal name *	<input type="text"/>	220
Registration country *	Spain	▼
Registration number	Registration number <small>not applicable for natural persons</small>	50
VAT number	VAT number <input type="checkbox"/> not applicable	20
Website	Website <small>not mandatory</small>	500

Legal name *  Legal name

Legal name 

Legal name as stated in the constitutive act. Can be up to 240 characters long. In case of natural person, full name (name, surname, middle name, etc.) as stated in the official Identity Document (ID). Please use Latin characters (phonetic transliteration if the original characters are non-Latin).

The system may retrieve similar records:

Existing organisation(s)








The following organisations have already registered in the Participant Register.
If any of the organisations below is yours, please click on the 'Use this PIC' button to proceed

Existing organisation(s)			
Etablissement scolaire			
PIC		Address	
VAT number		1, rue des greniers	Status
Registration number	491 064 358 00030	67000	Declared
		Strasbourg	Use this PIC
		France	
ADEQUATE COMPAGNIE L			
PIC	866680257	Address	

Go to the bottom of the page and tick the box:

Registration number	05968601	France
<input checked="" type="checkbox"/>	If none of the organisations corresponds to , please tick the checkbox to continue the registration.	
Previous		Continue registration

Organisation Data

Legal name	<input type="text"/>	400
Business name 	<input type="text" value="Business name not applicable for natural persons"/>	400
Address * 	<input type="text" value="Carre. Lepoeder, 1, 1"/>	218
Postal code * 	<input type="text" value="08024"/>	34
P. O. box 	<input type="text" value="P. O. box"/>	30
City * 	<input type="text" value="Barcelona"/>	110
Registration country	Spain 	
Phone * 	<input type="text" value="+34 935289949"/>	18


In the section “Legal Information”, select “a natural person”:

Progress bar: 1 Identification, 2 Organisation Data, 3 **Legal Information**, 4 Authorised Users, 5 Summary, 6 Success

Legal Information

Legal Information


Legal entity status ⓘ a natural person a legal person

VAT number 

Legal register ⓘ city of birth 319

Legal register ×

Official register where the organisation constitutive act is inscribed. If natural person, city of birth.

Registration number 

Registration date 

Legal entity qualification ⓘ non-profit for profit

SME Self-Declaration ⓘ Yes No

Is it a civil society organisation ⓘ Yes No

International organisation ⓘ Yes No

International Organisation of European Interest for H2020 (IOEI H2020) ⓘ Yes No

International Organisation of European Interest for Digital Europe (IOEI Digital Europe) Yes No

International European Research Organisation for Horizon Europe (IERO Horizon Europe) Yes No

Research organisation Yes No

Secondary/Higher education establishment Yes No

Gender equality plan

Gender equality plan Yes No

 [Change GEP](#)


You can add an Authorised user:

Participant Register [Need help?](#)

Identification Organisation Data Legal Information **Authorised Users** Summary Success

Authorised Users

First name:	David
Last name:	Castro-Alfonso
E-mail:	David.Castro@eit-sm.eu

 It is highly recommended to add an authorised user to access to your organisation (back-up function).

[+ Authorised user](#)

You can print the summary and if everything is correct, click on Submit.

Participant Register Need help?

Identification Organisation Data Legal Information Authorised Users **Summary** Success

Summary

Identification Edit

Legal name:

Registration country: **Spain**

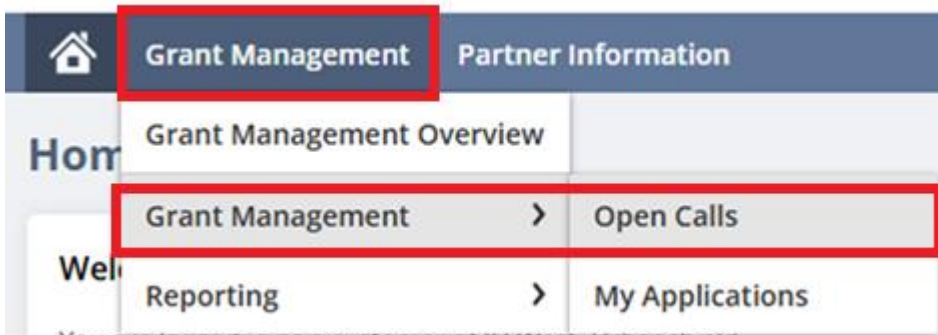
Registration number:

VAT number:

Save Saved at: 2020-06-06 10:06:20 Previous Print Submit

3. Create an application

Go to EIT Urban Mobility [Programmes Portal](#) (NetSuite), click on > *Grant Management* > *Open Calls*



Choose the **Student Entrepreneur Grant Scheme**. Once you click on “apply”, a new Application Form is created, and you will be able to start filling it in with all the information of your project.

The Application Form is divided in three sections, which are detailed below.

3.1. Main Information

Here you need to indicate the title of your project. The ID proposal number is generated automatically.

Main Information

Project Scope

Supporting Documents

Main Information

ID proposal number

* Name of the Project/Start-up

Please mention the name of your project. If registered as an entity, please mention the registered name.

3.2. Project Scope

Personal Information

Country of Residence

Contact e-mail

Phone number (including the country code)

Project Details

Here you need to list the team members. You will also need to include the project website or LinkedIn profile. Please note that the format should be: <http://www.eiturbanmobility.eu/>

When preparing your **Project Summary**, please note that it is limited to 500 words.

Legal Status

Here you need to select “YES/No”. If you select “yes” you will be able to apply for Stage 2 only.

Declaration

Here you can only select “YES/No”.

3.3.3 Supporting Documents

***Link to the Video Pitch**

Please provide a link to your project or startup's video pitch (5-minute maximum). If using Google Drive or a similar service, ensure the file is in MP4 format, accessible for download, and under 300 MB.

***Pitch deck with business plan**

Please upload a pitch deck of your project in pdf format (Max. file size 5 MB)

***Proof of enrollment in (or) graduation from EIT UM’s EIT-Labelled program**

At least one team member should be enrolled in (or) graduated from an EIT-Labelled programme under EIT Urban Mobility. For teams with at least one member who has recently graduated, their graduation date should not be more than two years before the date of submission of this application.

Please upload the document in pdf format (Max. file size 1 MB)

Proof of Legal Incorporation (Only for Stage 2)

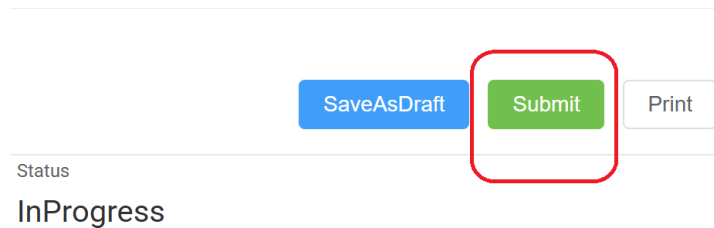
Please upload the legal incorporation document. It should have the date of registration clearly specified. Please upload the document in pdf format (Max. file size 1 MB)

4. Submit your proposal

We strongly recommend all applicants **not to wait the last day/minute to submit the Application Form.**

You should ideally **submit it with at least one day of margin**: should you encounter any system error while submitting the Application Form, EIT Urban Mobility staff will in fact be able to properly assist you.

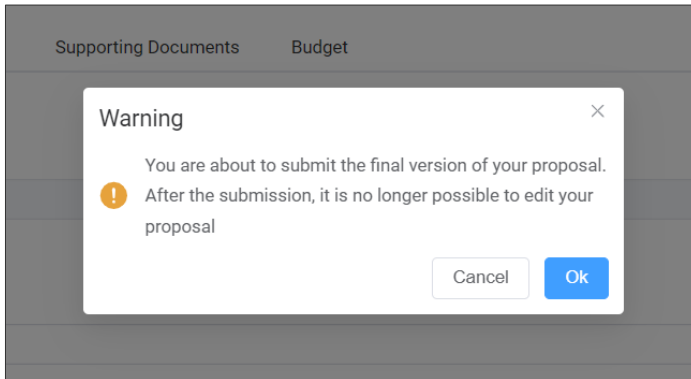
When your Application Form is correctly and fully completed, **save it one last time** and you can then **submit** it by clicking of the “submit” button:



If your Application Form has been not properly completed, i.e.. some mandatory information has not been included, the system will not allow you to submit the Application Form and an error message will inform you about what is missing. You can therefore use the submit button as a “validation” check: in this case, just remember not to click “ok” until you are sure all is finalised.

Once an Application Form is submitted it will not be possible to revert the process any longer, nor to submit a new updated version. Make therefore sure that you **submit the Application Form only once you are sure that the information introduced are final.**

After clicking “submit” a pop-up message will ask you to confirm or cancel your choice: click OK.



By going into the section “My Applications” you will be able to see the **status of your application** and therefore see if it was properly submitted or not.

