



Application Form Guidance

Startup-Ecosystem Agent (Berlin, London, Paris, Turin, the Nordics and RIS countries) Open Call

Business Plan 2026 – 2028
V.1 – 21 January 2026

EIT Urban Mobility - Mobility for more liveable urban spaces

EIT Urban Mobility

Barcelona | 21 January 2026

eiturbanmobility.eu

History of changes

Version	Publication Date	Change
1.0	21.01.2026	Initial version

Contents

1. Register and create an application.....	4
1.1 PIC and PIF registration	4
1.2 Search for open calls and create an application.....	4
2. Main Information.....	7
3. Partner Information	10
4. Project Scope	13
5. Work Plan	19
5.1 Work Packages	19
5.2 Deliverables	20
5.3 Key Performance Indicators (KPIs)	21
6. Supporting Documents.....	24
7. Budget.....	25
8. Submit Application Form	28
9. Tips & Tricks	31

In case you encounter any issues at any time during the proposal submission stage, please reach out immediately to pmo@eiturbanmobility.eu **indicating the issue and proposal ID number**.

IMPORTANT: Please **DO NOT** use the Safari browser (and any other similar one). We recommend you only use Edge, Chrome or Firefox.

1. Register and create an application

1.1 PIC and PIF registration

1. The first step an organisation must take, in order to be able to apply for an EIT Urban Mobility call, is to register in the [EU Funding & Tender Portal](#) and obtain a **valid PIC number**. If an organisation has already a PIC number, there is no need to register again.

If you don't know if your organization already has a PIC number, you can verify directly on the EU Portal ([click here](#)) whether your organisation is already registered.

2. Once an organisation has a valid PIC number, it will be possible to register in the EIT UM NetSuite Platform, by submitting the [Partner Information Form \(PIF\)](#).

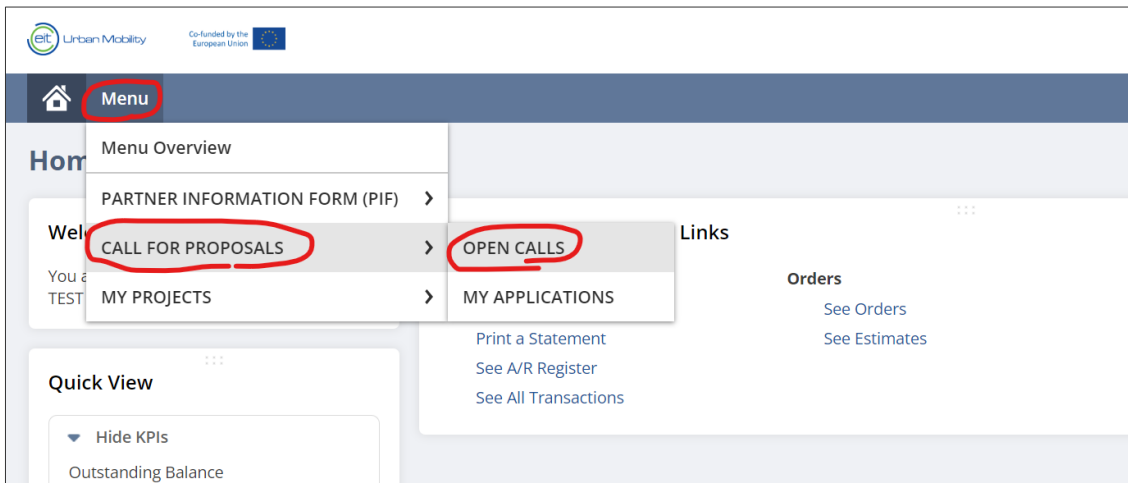
If in a few hours, after submitting the PIF form, you don't receive an automatic e-mail with the log-in credentials, please contact the EIT UM Service Desk servicedesk@eiturbanmobility.eu.

Be also aware that, registration of a new entity in the submission tool, can take **up to two working days**. Therefore, ensure that all project partners are correctly registered in the submission tool at least a few days before the call deadline.


3. Once you have your credentials, you can enter the [EIT UM NetSuite platform](#) after setting a new password.


1.2 Search for open calls and create an application

Once you land on the **homepage of the portal**, click on menu, call for proposals, open calls:





You will see the list of all EIT Urban Mobility calls currently open. Choose the **Flagship Accelerator Open Call** from the list and click on the “**apply**” icon:


 Menu


 All Running CFP Programs: Results


Learn about NetSuite Analytics Warehouse

 FILTERS











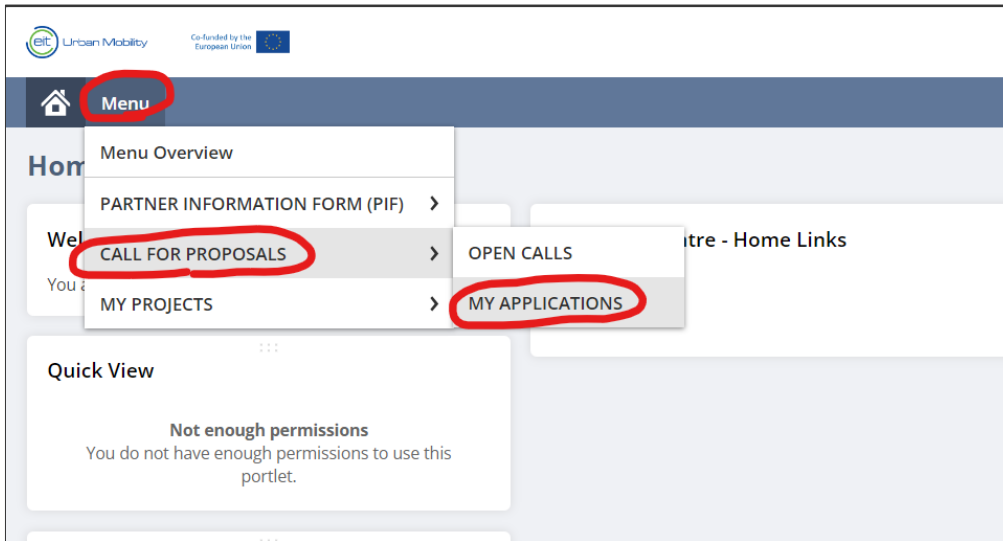
TOTAL: 2

APPLY	CFP PROGRAM NAME ▲	DESCRIPTION	CALL URL	CALL LAUNCH DATE	CALL CLOSURE DATE	STATUS
	CFP Program #2	This call is launched for testing purposes		14/07/2023	10/08/2025 6:00:00 AM	Running
	TEST CFP Program	description of the call	https://www.eiturbanmobility.eu/	14/07/2023	10/08/2025 6:00:00 AM	Running

Once you click on “apply” a new Application Form (AF) is created and you will be able to start filling it in with all the information of your project. The AF is divided in six different tabs, each one containing a set of questions.

Once you start working on your AF, we recommend you to **save often**, especially when you move from one tab to another or work for long in the portal.

You will be able to find your draft application as shown here below. In the “my application” section, you can also see if your application is still in draft or was submitted.



The screenshot shows the top navigation bar of the Urban Mobility portal. The 'Menu' button is circled in red. A dropdown menu is open, showing the following items: 'Menu Overview', 'PARTNER INFORMATION FORM (PIF)', 'CALL FOR PROPOSALS' (circled in red), 'MY PROJECTS', 'OPEN CALLS', and 'MY APPLICATIONS' (circled in red). Below the menu, a 'Quick View' section displays a message: 'Not enough permissions. You do not have enough permissions to use this portlet.'

Call For Proposal More

My CFP

LINK	ID	PROJECT ACRONYM	PROGRAM NAME	STATUS	START DATE	END DATE ▲
Open	1.1-0001-1-00018	Test EK 1	TEST CFP Program	Submitted	01/09/2024	31/12/2025
Open	1.1-0001-1-00019	TEST EK 2	TEST CFP Program	In Progress	01/09/2024	31/07/2025
Open	1.4-0002-3-00020	TEST EK #3	TEST EK #1 - IRP call	Submitted	01/09/2024	31/12/2025
Open	3.3-0001-5-00023	TEST EK submission	TEST EK #2 - check submission deadline	In Progress	24/05/2024	27/09/2024
Open	3.3-0001-5-00024	TEST EK 2 submission	TEST EK #2 - check submission deadline	Submitted	25/05/2024	31/05/2024
Open	3.3-0001-5-00025	TEST EK 3	TEST EK #2 - check submission deadline	Submitted	25/05/2024	31/05/2024

Other CFP

2. Main Information

The ID proposal number is automatically assigned by the system when you first save your proposal.

When entering the **project title and acronym**, remember this will be the official name publicly used to promote your project. Choose the name wisely.

In the framework of the **Flagship Accelerator Open Call**, projects should last for a **maximum of 32 months** and should ideally start on the 1st of May 2026 (or 1st June at the latest) as indicated in the call manual. All outputs and KPIs should be achieved within the project lifecycle and **no later than 31 December 2028** (that is, the project end date cannot be after 31 December 2028).

*** Project Title**

Please enter a descriptive title of your project (max 140 characters)

Test project EK #1

*** Project Acronym**

Please enter a short title or acronym for your project (max 25 characters)

Test project EK #1

*** Project starting date**

Please enter the start of the project

01/09/2024

*** Project ending date**

Please enter the end date of your project

31/12/2025

The sections “total budget”, “total EIT funding” and “total co-funding” will be populated automatically by the system once you insert the budget.

When writing the **executive summary**, remember this must provide a comprehensive but general overview of the project and that, if your project is selected for funding, it will be used for dissemination purposes. We suggest you fill in this section once you have completed all other sections and therefore have a clear overview of your project.

*** Executive summary (max 1000 characters)**

Please describe the problem being addressed and why existing solutions do not address the need. Describe your proposed solution/product/service along with the value proposition and its market opportunity. Describe how and where you intend to validate the solution (demos) and the expected impact (short/medium/long term). This information should be accessible to the general public for dissemination. NB: This field should not contain jargon, acronyms, and confidential, or sensitive information(max 1000 characters)

1000 / 1000

*** List of Keywords Related to this Project**

Please provide a minimum of three and a maximum of five keywords

*** Free Self-defined Keywords**

please provide a minimum of three and a maximum of five keywords

You must enter a **minimum of three and a maximum of five keywords** (to be selected from a drop-down menu) and a **minimum of three and a maximum of five self-defined keywords** (which you can therefore freely type). Make sure you select the keywords that best represent your project.

Angel investment
 Blue Investments
 Combined operational effectiveness and investment
 Financial & Investment management
 Financing / Investment Schemes
 Foreign investment
 Investment analysis
 Investment readiness

*** Free Self-defined Keywords**

please provide a minimum of three and a maximum of five keywords

To enter a **self-defined keyword**, click on “new keyword”, type the word and press “enter” to save it.

* List of Keywords Related to this Project

Please provide a minimum of three and a maximum of five keywords

Select

* Free Self-defined Keywords

please provide a minimum of three and a maximum of five keywords

+ New Keyword

* Free Self-defined Keywords

please provide a minimum of three and a maximum of five keywords

Lorem ipsum

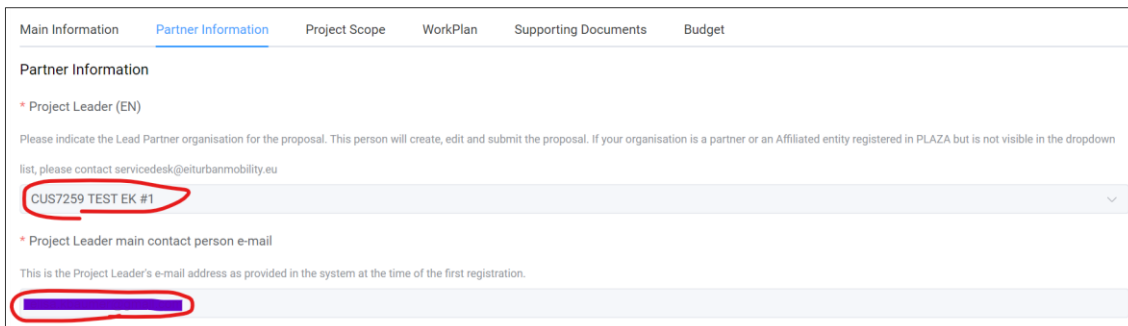
11 / 80

Before moving to the next tab, remember to click on the “save” button.

3. Partner Information

The “**project leader**” is automatically assigned by the system, and it is the organisation of the contact that creates the Application Form.

The **e-mail of the main contact person** is also automatically populated and is always the e-mail address of the contact that created the Application Form.



Main Information **Partner Information** Project Scope WorkPlan Supporting Documents Budget

Partner Information

* Project Leader (EN)

Please indicate the Lead Partner organisation for the proposal. This person will create, edit and submit the proposal. If your organisation is a partner or an Affiliated entity registered in PLAZA but is not visible in the dropdown list, please contact servicedesk@eiturbanmobility.eu

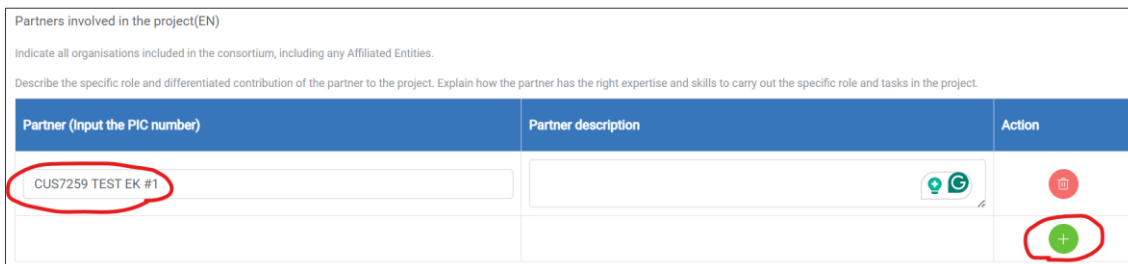
CUS7259 TEST EK #1

* Project Leader main contact person e-mail

This is the Project Leader's e-mail address as provided in the system at the time of the first registration.

In the section “**partners involved in the project**” you must list all partners that will be involved in the project and describe what will be their **role and contribution**.




The project leader is automatically included by the system in the list. All other partners must be added by clicking on the “plus” button.



Partners involved in the project(EN)

Indicate all organisations included in the consortium, including any Affiliated Entities.

Describe the specific role and differentiated contribution of the partner to the project. Explain how the partner has the right expertise and skills to carry out the specific role and tasks in the project.




Partner (Input the PIC number)	Partner description	Action
CUS7259 TEST EK #1		  

Once you click on the “plus” button, you must enter the **full PIC of that specific partner**. Once you enter the full PIC, you will be able to select the organisation from the drop-down menu and include it as a partner.

Partners involved in the project(EN)

Indicate all organisations included in the consortium, including any Affiliated Entities.

Describe the specific role and differentiated contribution of the partner to the project. Explain how the partner has the right expertise and skills to carry out the specific role and tasks in the project.

Partner (Input the PIC number)	Partner description	Action
CUS7259 TEST EK #1	tempor incididunt ut labore et dolore magna aliqua. Ut enim ad minim veniam, quis nostrud exercitation ullamco laboris nisi ut aliquip ex ea commodo consequat. Duis aute irure dolor in reprehenderit in voluptate...	
987654300		
CUS7260 TEST Isabell #1		

If the organization you are looking for is not found in the list it means that they are not yet registered in the system. Please invite them to **register here** (by submitting the PIF form).

Once you have added all partners, you must indicate if there is any **direct link** between any of them. If there is a direct link, you must indicate which partners are linked and which type of link they have.

Two participants (legal entities) are dependent on each other where there is a controlling relationship between them:

- A legal entity is under the same direct or indirect control as another legal entity; or
- A legal entity directly or indirectly controls another legal entity; or
- A legal entity is directly or indirectly controlled by another legal entity.

Control: Legal entity A controls legal entity B if:

- A, directly or indirectly, holds more than 50% of the nominal value of the issued share capital or a majority of the voting rights of the shareholders or associates of B, or
- A, directly or indirectly, holds in fact or in law the decision-making powers in B.

The following relationships between legal entities shall not in themselves be deemed to constitute controlling relationships:

- the same public investment corporation, institutional investor or venture-capital company has a direct or indirect holding of more than 50 % of the nominal value of the issued share capital or a majority of voting rights of the shareholders or associates;*
- the legal entities concerned are owned or supervised by the same public body.*

* Existence of direct links between participants in the current proposal

Two participants (legal entities) are dependent on each other where there is a controlling relationship between them: * A legal entity is under the same direct or indirect control as another legal entity * A legal entity directly or indirectly controls another legal entity * A legal entity is directly or indirectly controlled by another legal entity. Control: Legal entity A controls legal entity B if: * A, directly or indirectly, holds more than 50% of the nominal value of the issued share capital or a majority of the voting rights of the shareholders or associates of B, or * A, directly or indirectly, holds in fact or in law the decision-making powers in B. The following relationships between legal entities shall not in themselves be deemed to constitute controlling relationships: (a) the same public investment corporation, institutional investor or venture-capital company has a direct or indirect holding of more than 50 % of the nominal value of the issued share capital or a majority of voting rights of the shareholders or associates; (b) the legal entities concerned are owned or supervised by the same public body

No ☒ Yes

* Description of participants with direct link

0 / 1000

Under this section you can also add any contact to whom you wish to grant **co-editor rights**. To add a contact, you must introduce the full and correct e-mail address. At that point, you will be able to select the contact from the drop-down menu.

If you cannot find your contact in the drop-down menu, you must ask the contact to register in NetSuite or to be added as contact person of an organisation already registered in the system.

We suggest granting co-editor rights only to a limited number of people and only when their direct contribution in filling in the Application Form is needed.

If you have one or more co-editors assigned to your proposal, **make sure no more than one user is working on the AF at the time**. If more users are working simultaneously in the AF, the system will not be able to save the work of all users, and this will cause a loss of information.

Please note that only the creator of the AF (that is, the main contact person for the proposal) can do the final submission of the proposal.

Co-Editor

If a co-editor is selected, they have full access to your proposal. Please ensure that the consortia agree on the content of the proposal before making the submission.

Contact (Please input the email address of the Co-Editor)	Action
<input type="text" value="elisa.kerschbaumer@eiturbanmobility.eu"/>	<div></div>
<div>CUS3810 CFP Customer A: Elisa</div>	<div></div>

If you click on the “+” button to add a contact but then cannot find the user, remember to click on the delete button otherwise the system will give you an error message when clicking on “save”.

Before moving to the next tab, remember to **click on the “save” button**.

4. Project Scope

For this whole section: we recommend you prepare the answers offline and copy-paste them in the Application Form only once they are finalised. When filling in the final information in the system, we recommend you **save often** (do not wait to have the whole tab completed before saving).

Remember that you are **not allowed to include any URLs** in your Application Form.

Under the project scope tab, you will be asked to define the **main objectives** and the **scope** of your project and will be required to reply to all the call-specific questions, in particular:

- **Mission Alignment & Local Relevance:** Describe how your proposal aligns with the EIT Urban Mobility mission and contributes to Knowledge Triangle Integration (KTI). Explain how the activities respond to local mobility challenges and opportunities, are rooted in the specific needs of your city and regional ecosystem, and adhere to the Sustainability Mechanism (FSM).
(max 1000 characters)
- **Expansion of EIT Urban Mobility Presence and Ecosystem Engagement scope:** Explain how the proposal will strengthen EIT Urban Mobility's visibility and footprint within the local and regional urban mobility ecosystem. Detail how the project will build strong and active links with investors, startups, corporates and other relevant stakeholders and how these connections will support project delivery.
(max 1000 characters)
- **Contribution to Impact Investing Positioning and Startup Pipeline:** Describe how the proposal contributes to positioning EIT Urban Mobility as the leading EU organisation in urban mobility impact investing. Outline how your approach ensures a continuous pipeline of de-risked, high-quality pre-seed and seed-stage startups, and how the project will support high-potential companies in becoming investment-ready.
(max 1000 characters)

EXCELLENCE AND NOVELTY:

- **Project objectives:** Please describe your proposal scope, key activities and main objectives. Make sure your objectives are SMART - Specific, Measurable, Achievable, Realistic and Time Bound.
(max 2000 characters)
- **Project expected outcomes:** Describe how the proposal will lead to concrete realistic outcomes and results. Describe how these outcomes contribute to the goals of EIT Urban Mobility.
(max 1000 characters)
- **Applicant's team composition and expertise:** Describe the involvement of at least two senior team members with 7+ years of experience in startup scouting, acceleration, and investment. Provide evidence of their experience managing or delivering structured startup support programmes and explain their roles in the project.

(max 1000 characters)

- **Applicant experience in investment and startup support:** Demonstrate your experience over the last 5 years in startup investment activities, supporting mobility startups, delivering high-quality training, mentoring or coaching, scouting and selecting high-potential startups, and organising networking activities connecting startups with investors and ecosystem actors.

(max 2000 characters)

- **Ecosystem network and sector knowledge:** Demonstrate your organisation's strong connections with investors, corporates, industry leaders, and ecosystem partners. Describe your understanding of the mobility sector and its trends, and explain how you leverage both your networks to support startup growth and investment-readiness. Provide examples demonstrating your capability to produce high-quality market research, analytical reports, or due-diligence insights.

(max 1000 characters)

IMPACT:

- **Contribution to deal flow:** Describe how the proposal will generate a strong and relevant pipeline of startups aligned with EIT Urban Mobility's investment focus. Explain how you will provide high-quality investment recommendations and intelligence reports, and how these will support EIT Urban Mobility's investment strategy.

(max 1000 characters)

- **Commitment to inclusive innovation:** Explain how gender equity and diversity considerations are embedded in the design and implementation of the activity. Describe targeted outreach efforts, inclusive selection practices, and measures to ensure the participation of underrepresented groups across activities.

(max 1000 characters)

- **Impact measurement:** Describe how the project will adhere to the EIT Urban Mobility Impact Assessment Framework, including how you will measure, monitor, and report impact generated by supported startups and activities. Explain your approach to data collection, indicators, and reporting processes.

(max. 1000 characters)

QUALITY OF IMPLEMENTATION:

- **Implementation track record and scouting strategy:** Provide evidence that the applicant has successfully delivered comparable activities in the past (e.g. scouting, startup support, events, workshops). Describe your venture scouting strategy and demonstrate your capacity to recruit high-quality mobility startups aligned with EIT Urban Mobility's focus areas.

(max 2000 characters)

- **Project budget, duration and value for money:** Provide an overview of your budget and project timeline. How are resources allocated to ensure efficiency and transparency, and how does your co-funding or in-kind contribution reflect value-for-money principles?
(max 2000 characters)
- **Work Plan:** Present a clear workplan with tasks, timelines, and milestones aligned with the project objectives and KPIs. Explain how you will: a) plan and deliver events, manage suppliers, and maximise PR impact; b) design the Access to Market workshop and describe your acceleration/training programmes with indicative speakers, trainers, and practices; c) structure investment recommendations, including assessment criteria. Include the timeframe and resources allocated to each core task.
(max 2000 characters)

You will then be asked to briefly outline what is your **communication and dissemination plan**, how you will **gender and diversity** in your project actions, how your project will integrate **education, innovation and business creation**, and provide a description of the main **IP assets** (to the extent that is applicable to your project).

COMMUNICATION AND DISSEMINATION PLAN

- **Communication and Dissemination Plan/Strategy:** Please describe the communication and dissemination plan to promote the activities and ensure their visibility, including the organisation and execution of events and workshops.
(max 1000 characters)

GENDER AND DIVERSITY

- **Gender and diversity dimension:** Describe the concrete measures you will implement to ensure inclusivity, including actions such as featuring at least one female speaker at every event, establishing a diverse and gender-balanced working group, and promoting strong gender and diversity representation among trainers, mentors, and other contributors involved in the activities.
(max. 1000 characters)

KNOWLEDGE TRIANGLE INDICATOR (KTI)

- **KTI Integration:** Please describe how your project will integrate innovation, education and business creation aspects within its remit.
(max 1000 characters)

INTELLECTUAL PROPERTY RIGHTS (IPR)

- Intellectual Property Rights:** Please describe how your proposal will ensure that IP management is properly addressed throughout the start up assessment. In particular, outline how IP due-diligence considerations will be integrated into the assessment of startups, the preparation of investment reports, and any recommendations made. This should include how IP ownership, protection status, licensing, freedom-to-operate, and potential risks will be evaluated during the startup assessment processes.
(max. 1000 characters)

RISK MANAGEMENT

Under the **risk management** section, we ask you to outline the risks potentially related to your project. To add a risk, click on the “add new” button.

Risk Management and Contingency Plan						
Please identify relevant risks and describe adequate mitigation measures.						
Risk Category	Title	Risk Likelihood	Risk Impact	Description	Mitigation	Action
						+ Add New

You will be asked to choose the risk category, as well as the risk likelihood, from a drop-down menu:

Risk Management and Contingency Plan

Please identify relevant risks and describe adequate mitigation measures.

* Risk Category

OTHER

EXTERNAL (e.g. technological, business)
 STRATEGIC
 OPERATIONAL
 LEGAL
 FINANCIAL
 GOVERNANCE & MANAGEMENT
 OTHER

* Risk Mitigation

Save

Cancel

Risk Management and Contingency Plan

Please identify relevant risks and describe adequate mitigation measures.

* Risk Category

OTHER

* Title

* Risk Likelihood

Select

Very Low
 Low
 Moderate
 High
 Very High

* Risk Mitigation

Save

Cancel

FINANCIAL SUSTAINABILITY


Under the **financial sustainability** section, we ask you to indicate the financial sustainability mechanism related to your project. To add this, click on the “add new” button.

* Financial Sustainability		
Description	Number of recommendation	Action
		+ Add New

In the new pop-up window indicate the number of recommendations for investment your project will achieve and provide a description:

Recommendation for investment

* Description


 Please include here the number of start-ups you aim to recommend to EIT Urban Mobility for investment.

* Number of recommendation

ETHICS AND SECURITY

At the end of the Project Scope tab, you will find the **ethics and security** section.

Ethics and Security

 Please select from the list any ethics of security area your project may have an impact on

* Is the Project incurring any Ethic or Security Issues?

NO ☒ YES

* If yes, Please Select Ethic and/or security issues

Select

* Please explain Ethic and/or security issues

If there are any ethics and security issues related to your project, please indicated which they are by selecting them from the drop-down menu (multiple selection is possible) and provide a description for each of the categories you have selected:

1. Human Embryonic Stem Cells and Human Embryos

2. Humans

3. Human cells/tissues (not covered by element 1)

4. Personal data

5. Animals

6. Non-EU countries

7. Environment & Health and Safety

8. Artificial Intelligence

Select ^

Before moving to the next tab, remember to **click on the “save” button**.

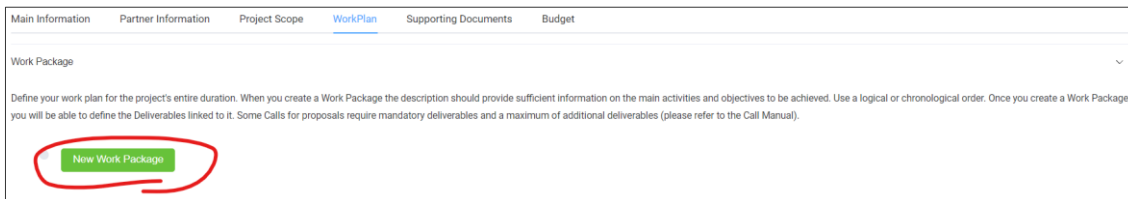
5. Work Plan

5.1 Work Packages

Under this tab you are asked to build and define the operational structure of your project. You must therefore divide your planned activities into different **Work Packages (WPs)**. To each WP you can add the related deliverables.

We highly recommend **limiting the number of WPs to a maximum of 5** to the ones strictly needed to group the various phases and main type of actions of your project. When describing the WPs activities, you are requested to divide them according to **tasks**.

The creation of the WPs structure must be done before starting to work on the Budget tab: the WPs will in fact appear in the Budget tab, only after you have created in the WPs in the Work Plan tab. Following this same logic, once you remove a WP in the Work Plan tab, the related WP will disappear also from the Budget tab.



The screenshot shows the 'Work Plan' tab selected in the top navigation bar. Below the navigation bar, there is a section titled 'Work Package' with a dropdown arrow. Under this section, there is a descriptive text: 'Define your work plan for the project's entire duration. When you create a Work Package the description should provide sufficient information on the main activities and objectives to be achieved. Use a logical or chronological order. Once you create a Work Package, you will be able to define the Deliverables linked to it. Some Calls for proposals require mandatory deliverables and a maximum of additional deliverables (please refer to the Call Manual).' At the bottom of this section, there is a green button labeled 'New Work Package', which is circled in red.

Once you click on “new work package” a new window will appear where you can insert the details of the work package. The WPs will be **automatically numbered** by the system: do not include the WP number in the WP title, and make sure you give them a name that clearly reflects the type of activities covered.

The start and end date of the WPs must be consistent with the start and end date of the overall project.

Remember that the WP leader **must** be included also under the WP contributors. The WP will in fact be created in the Budget tab, only for the partners that are listed as contributors under that specific WP.

At the same time, if a partner is not supposed to have any budget in one WP, it shouldn't be included among the WP contributors (because the budget cannot have a value of 0 Euro).

Work Package

* WP name


* WP description

* WP Start Date

* WP End Date

* WP Leader

CUS7259 TEST EK #1

 Please include the wp leader in WP contributors List.

* WP Contributor/s

CUS7259 TEST EK #1

* Role of Partners

Save Cancel

If you delete a WP, all deliverables linked to it will be deleted too. By deleting a WP, the system will automatically re-number the other existing ones (if any).

5.2 Deliverables

Deliverables capture the achievement of key outputs and may take the form of analysis reports, feasibility studies, strategy documents, pilot action reports, training documentations. The deliverables specified need to fully demonstrate the project’s achievements and the judicious use of public funds.

Make sure you include the **mandatory deliverables outlined in chapter 3.6 of the Call Manual**. You can also include additional deliverable, if needed, but we recommend keeping the numbers limited to the most relevant ones.

Once you save a WP, it will be possible to link deliverables to it. To do so, simply click on “add deliverable” and a pop-up window will open:

WP-1

Description

Lorem ipsum dolor sit amet, consectetur adipiscing elit, sed do eiusmod tempor incididunt ut labore et dolore magna aliqua. Ut enim ad minim veniam, quis nostrud exercitation ullamco laboris nisi ut aliquip ex ea commodo consequat. Duis aute iure dolor in reprehenderit in voluptate velit esse cillum dolore eu fugiat nulla pariatur. Excepteur sint occaecat cupidatat non proident, sunt in culpa qui officia deserunt mollit anim id est laborum.

WP start date

2024-09-01

WP end date

2025-12-31

WP contributor/s

CUS7259 TEST EK #1

Add Deliverable

WP leader

CUS7259 TEST EK #1

Role of partners

Lorem ipsum dolor sit amet, consectetur adipiscing elit, sed do eiusmod tempor incididunt ut labore et dolore magna aliqua. Ut enim ad minim veniam, quis nostrud exercitation ullamco laboris nisi ut aliquip ex ea commodo consequat. Duis aute iure dolor in reprehenderit in voluptate velit esse cillum dolore eu fugiat nulla pariatur. Excepteur sint occaecat cupidatat non proident, sunt in culpa qui officia deserunt mollit anim id est laborum.

Deliverables

i

Please enter the deliverables of your project. Some Calls for proposals require mandatory deliverables and a maximum of additional deliverables (please refer to the Call Manual).

* DEL name

* DEL description

* DEL achievement date

Save

Cancel

The deliverables will be automatically numbered by the system: do not include the deliverable number in the title, and make sure you give them a name that clearly reflects the type of activities covered.

If you delete a deliverable, all deliverables linked to it will be deleted too. By deleting a deliverable, the system will automatically re-number the other existing ones (if any).

Make sure that the achievement date of the deliverable is consistent with the end date of the WP and with the end date of the project.

If your project is approved for funding, you will be asked to justify in a dedicated report the achievement of each deliverables foreseen: make therefore sure you only include meaningful deliverables and that the achievement date you indicate is plausible.

5.3 Key Performance Indicators (KPIs)

In the Application Form, the mandatory KPIs linked to you call are automatically included by the system.






You will have to click on the “edit” icon and include the missing information.

Keep in mind that:

- the achievement date cannot be after the end of the project. **All mandatory KPIs are expected to be reached by the end of 2028;**
- you must add KPIs following the **provisions included in section 3.5 of the Call Manual.**

Click on “add new” to create one KPI per year.

Please create the major KPIs to be achieved within the duration of your project, in line with the defined work plan. Please refer to the Call Manual to know which mandatory KPIs apply to this specific call.

KPI Code	KPI Title	KPI Description	Target Year	Target Value	KPI achievement date	Responsible partner	Contributing partner/s	Action
Investment	Investment attracted by KIC supported start-ups/scale-ups	Total EUR amount of private and public capital attracted within year N by supported start-up/scale-ups that have received KIC business creation services support of total duration of at least two months, within a maximum of three years following the last received KIC KAVA support activity.						 
KIC	KIC Supported Start-ups/Scale-ups	Number of start-ups and scale-ups supported by KICs for at least 2 months in year N, provided the KIC's support contribute to the company's growth (including potential growth). Examples of such services are mentoring, consultancy on access to finance and markets, product/service marketing, legal advice, internationalisation, matchmaking, etc. The services should be provided for a total period of at least two months. Startups and scale-ups will be reported by country of registration of the venture.						 
								

KPIs

* KPI Code
 EITHE06.1 Investment attracted by KIC supported start-ups/scale-ups

KPI Title
 Investment attracted by KIC supported start-ups/scale-ups

KPI Description
 Total EUR amount of private and public capital attracted within year N by supported start-up/scale-ups that have received KIC business creation services support of total duration of at least two months, within

* Explanation

* KPI Year
 Select

* Target Value

* KPI achievement date

* Responsible partner
 Select

* Contributing partner
 Select

Save Cancel

Before moving to the next tab, remember to click on the “save” button.

6. Supporting Documents

Under this tab we ask you to upload, as a **mandatory document**:

- **Budget Forecast for 2027 and 2028** (using the **Excel template provided in the Call Webpage. No other templated will be accepted**)
- A PowerPoint presentation of 10 -15 slides maximum. Instructions about how to structure the presentation are provided in **Annex 2 of the Call Manual**

You can upload **one document per line only**.

If you need to replace with a new version a document previously uploaded, simply click on “choose file” and upload the new document (which will automatically replace the one previously uploaded).

Main Information	Partner Information	Project Scope	WorkPlan	Supporting Documents	Budget
Supporting Documents <i>i</i> Upload in PDF or Word (max. 10 MB per document)					
Name				Documents Uploaded	Upload
Letter of commitment/support from non-consortium members willing to get involved in the implementation of activities (only if available).					<input type="button" value="Choose File"/> No file chosen
* Budget Forecast for 2027 and 2028					<input type="button" value="Choose File"/> No file chosen

Before moving to the next tab, remember to **click on the “save” button**, otherwise the upload will not be executed.

7. Budget

IMPORTANT: you must include in this table **only the budget foreseen for 2026**. The budget linked to 2027 and 2028 must be included as attachment, following the Excel template provided by EIT UM (see chapter 6).

The Budget section is **directly linked to the Work Plan tab**. The Budget table is structured according to Work Packages (WPs) – and WPs appear in the Budget tab as soon as they are created in the Work Plan tab. This means that, deleting a WP under Work Plan will automatically delete that specific WP under the Budget tab as well.

For this reason, we highly recommend you to **fill-in the Budget tab only once the Work Plan has been finalised** and you don't expect to make any additional changes to the WPs' structure.

At the top pf the Budget tab you will find the summary table: this table will be automatically populated as soon as you start to include figures in the budget table of each partner organisation.

Kindly note that a partner cannot have 0 Euro budget under one WP: if that partner is not supposed to have budget under a specific WP, make sure that, in the "Work Plan tab" that partner is not listed as contributor for that specific WP. In this way, that WP will no longer appear in the budget tab of that partner.

By clicking on the title "total budget project" you can hide/unhide this table.

Main Information

Partner Information

Project Scope

WorkPlan

Supporting Documents

Budget

TOTAL BUDGET PROJECT

Budget Summary

	WP-1	WP-2	WP-3	Total
A.1 EMPLOYEES (OR EQUIVALENT)	€ 0	€ 0	€ 0	€ 0
A.2 NATURAL PERSONS UNDER DIRECT CONTRACT	€ 0	€ 0	€ 0	€ 0
A.3 SECONDED PERSONS	€ 0	€ 0	€ 0	€ 0
A.4 SME OWNERS	€ 0	€ 0	€ 0	€ 0
B SUBCONTRACTING	€ 0	€ 0	€ 0	€ 0
C.1 TRAVEL AND SUBSISTENCE	€ 0	€ 0	€ 0	€ 0
C.2 EQUIPMENT	€ 0	€ 0	€ 0	€ 0
C.3 OTHER GOODS, WORKS AND SERVICES	€ 0	€ 0	€ 0	€ 0
D.1a FINANCIAL SUPPORT TO THIRD PARTIES (SUBGRANTS)	€ 0	€ 0	€ 0	€ 0
D.1b FINANCIAL SUPPORT TO THIRD PARTIES (PRIZES)	€ 0	€ 0	€ 0	€ 0
D.2 INTERNALLY INVOICED GOODS AND SERVICES	€ 0	€ 0	€ 0	€ 0
E. INDIRECT COSTS(25% on A. and C. cost)	€ 0	€ 0	€ 0	€ 0
G. LUMP SUM	€ 0	€ 0	€ 0	€ 0
Total	€ 0	€ 0	€ 0	€ 0
EIT funding Amount	€ 0	€ 0	€ 0	€ 0
Partner Own Funding Amount	€ 0	€ 0	€ 0	€ 0
Other Co-Funding Amount	€ 0	€ 0	€ 0	€ 0

Right under the total budget table, you will find one table per each one of the partners involved into the project. For each of them, only the Work Packages where they have been included as "contributor" will appear.

The budget is divided according to the cost categories foreseen by the **Horizon Europe Programme**. You will be able to fill in all the cells which appear white.

Each time you introduce a cost under a cost category, you must provide a brief explanation of which costs will be covered. Some examples:

- 3.000 Euro under other goods and services “2.000 Euro for the catering and venue of event X; 1.000 Euro for the fee of a professional trainer for the event/course X”.
- 5.000 Euro under travel “cost for the trip of two persons for each of the two project’s events X and Y”.
- 60.000 Euro under employee “10.000 Euro for 0.5 Full Time Employees for the activities linked to Task X of WP X; 50.000 Euro per 3 Full Time Employees for the activities linked to Task X of WP X”.


Partner Budget Section

BUDGET PARTNER: CUS7259 TEST EK #1	WP-1	WP-2	Total	Description
A.1 EMPLOYEES (OR EQUIVALENT)	€ 10000	€ 50000	€ 60000	Sed ut perspiciatis unde om
A.2 NATURAL PERSONS UNDER DIRECT CONTRACT	€	€ 5000	€ 5000	Lorem ipsum dolor sit amet
A.3 SECONDED PERSONS	€	€	€ 0	
A.4 SME OWNERS	€	€	€ 0	
B SUBCONTRACTING	€ 10000	€	€ 10000	Lorem ipsum dolor sit amet
C.1 TRAVEL AND SUBSISTENCE	€	€	€ 0	
C.2 EQUIPMENT	€	€	€ 0	
C.3 OTHER GOODS, WORKS AND SERVICES	€	€ 3000	€ 3000	Lorem ipsum dolor sit amet
D.1a FINANCIAL SUPPORT TO THIRD PARTIES (SUBGRANTS)	€	€	€ 0	
D.1b FINANCIAL SUPPORT TO THIRD PARTIES (PRIZES)	€	€	€ 0	
D.2 INTERNALLY INVOICED GOODS AND SERVICES	€	€	€ 0	
E. INDIRECT COSTS (25% on A and C cost categories)	€ 2500	€ 14500	€ 17000	
G. LUMP SUM	€	€	€ 0	
Total Cost	€ 22500	€ 72500	€ 95000	
EIT funding (%)			% 100	
Partner Own Funding Rate(%)			% 0	
Other Co-Funding Rate(%)			% 0	
EIT Funding Amount			€ 95000	
Partner Own Funding Amount			€ 0	
Other Co-Funding Amount			€ 0	
Type of Co-funding			Select	

Subcontracting costs should be limited (the consortium should have the capacity and knowledge to carry out most of the work). Subcontracting is foreseen when a third party (not partner in the project) is responsible to deliver a full **task**.

You must also indicate the **percentage of EIT funding** (the part of the costs which will be covered by EIT) and the percentages of potential own and co-fundings.

Own funding will be the costs covered by the partner directly, while **co-fundings** will be costs covered by a third party. If any co-funding is foreseen, you must indicate **who is covering** it by selecting the right option/s (private, national, EU non EIT, other) from the drop-down menu (multiple selection is allowed):

EIT funding (%)			%	100
Partner Own Funding Rate(%)			%	0
Other Co-Funding Rate(%)			%	0
EIT Funding Amount			€	95000
Partner Own Funding Amount			€	0
Other Co-Funding Amount			€	0
Type of Co-funding			Selected 	
			Private National EU non-EIT Other	
BUDGET PARTNER: CUS7260 TEST Isabell #1	WP-3	Total		

You must repeat this process for each partner.

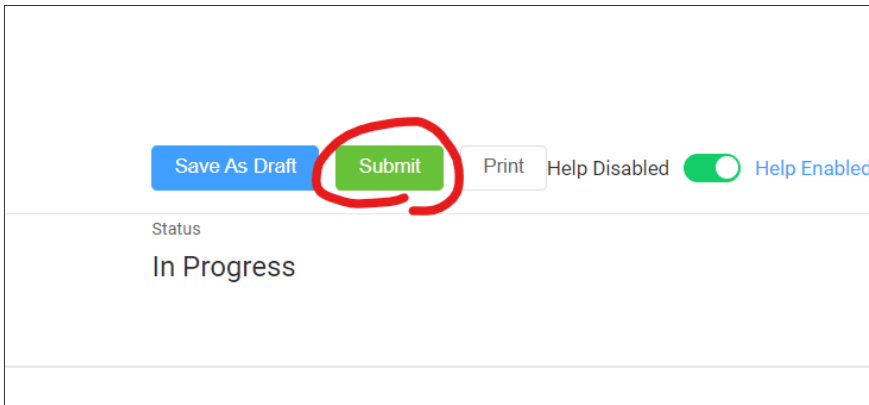
Before moving to the next tab, remember to **click on the “save” button**.

8. Submit Application Form

We strongly recommend all applicants **not to wait the last day/minute to submit the Application Form**.

You should ideally **submit it with at least one day of margin**: should you encounter any system error while submitting the AF, EIT Urban Mobility staff will in fact be able to properly assist you.

When your Application Form is correctly and fully completed, **save it one last time** and you can then **submit** it by clicking of the “submit” button:

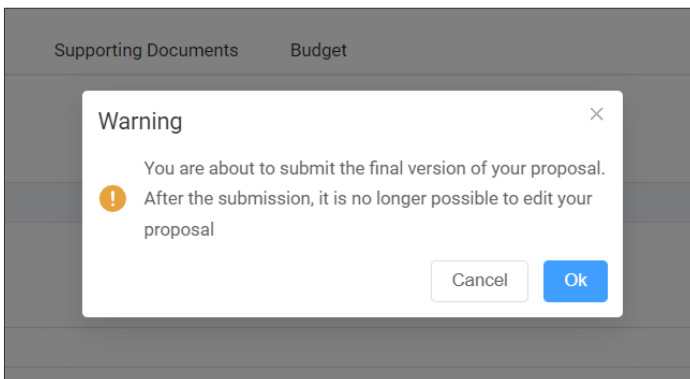


The screenshot shows a web interface for submitting an application form. At the top, there are four buttons: 'Save As Draft' (blue), 'Submit' (green, circled in red), 'Print' (white), and 'Help Disabled' (white). To the right of the 'Print' button is a toggle switch labeled 'Help Disabled' and 'Help Enabled'. Below the buttons, the status is displayed as 'In Progress'.

If your Application Form has been not properly completed – i.e. some mandatory information has not been included – the system will not allow you to submit and an error message will inform you about what is missing. You can therefore **use the submit button as a “validation” check**: in this case, just remember not to click “ok” until you are sure all is finalised.

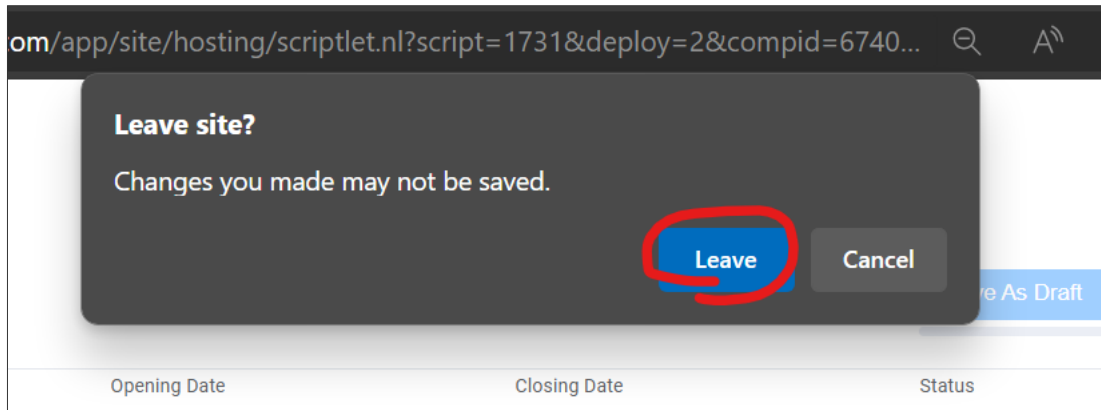
Once an Application Form is submitted it will not be possible to revert the process any longer, nor to submit a new updated version. Make therefore sure that you **submit the AF only once you are sure that the information introduced are final**.

After clicking “submit” a pop-up message will ask you to confirm or cancel your choice: click OK.

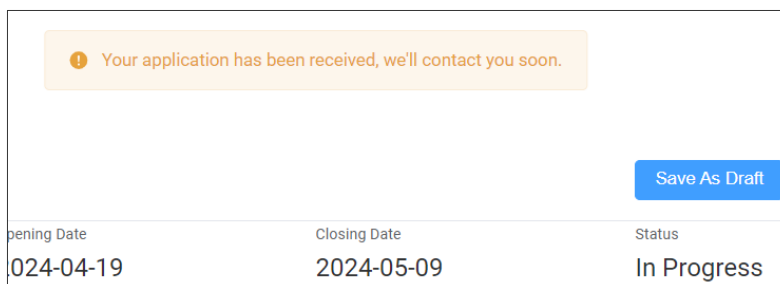


The screenshot shows a warning dialog box with the title 'Warning'. The text inside reads: 'You are about to submit the final version of your proposal. After the submission, it is no longer possible to edit your proposal'. There are two buttons at the bottom: 'Cancel' and 'Ok'.

Once you click on OK, the browser may ask you to confirm if you want to leave the page or not: remember to click on “leave”.



Once your proposal is submitted **you will not receive any e-mail notification**. The following message will however appear, and your application will not be editable any longer.



By going into the section “my applications” you will be able to see the **status of your application** and therefore see if it was properly submitted or not.

If you believe that the submission of your proposal failed due to a technical error exclusively attributable to the EIT Urban Mobility Grant Management Tool (the submission platform), you may submit a complaint by sending an email to the PMO team (pmo@eiturbanmobility.eu).

The email must include the **proposal ID number** and a **clear description of the issue, together with objective evidence** (time-stamped screenshots) of the assumed platform malfunction. You may be requested by the

PMO team to provide additional information if necessary. The complaint must be submitted **within 3 calendar days after the call closure**. Complaints submitted after this period and/or without sufficient evidence will not be considered.

EIT Urban Mobility will verify the incident by checking internal IT logs to determine whether a technical malfunction of the EIT Urban Mobility Grant Management Tool occurred during your submission attempt. Complaints will not be accepted if the issue is related to the applicant's own equipment, internet connection, computer configuration, or any misinterpretation, misunderstanding, or disregard of any rules and/or instructions outlined in the Call Manual and/or in the Guidelines for Applicants. You will be informed of the outcome as soon as possible. If the complaint is accepted, the PMO team will provide guidance on the next steps and will give you **24 hours to proceed**.

9. Tips & Tricks

Please find here below a recap of the **main point of attention** to follow in order to guarantee a smooth application process:

- Start creating and filling in the Application Form **at least 3 or 4 weeks before the submission deadline**: in this way you can familiarise yourself with the Application Form and can **let us know in due time if you are encountering any technical issue** by writing an e-mail to pmo@eiturbanmobility.eu.
- **Do not include any external links (URLs)** in the Application Form.
- For tabs like the “Project Scope” one: prepare your descriptions in an **offline document**, and copy paste the text in the online Application Form only once final.
- If you have **co-editors**, remember that only **one user** at the time should work on the Application Form.
- The **Budget tab** should be one of the **last tabs to be filled in**, because the table is directly linked to the Work Plan structure.
- When you prepare the **description of the Work Packages (WP)**, remember to describe the actions according to **tasks** (i.e. each WP should have Task 1, 2, 3...).
- **Save often**: in this way you can make sure no information will get lost (if you stop working on the Application Form for some time, **the system will log you out automatically without saving**). Save always **when you move from one tab to the other**.
- **Do not wait the last day/minute to submit the Application Form**: should you encounter any system error while submitting the AF, EIT Urban Mobility staff will not be able to properly assist you if it's last minute.